



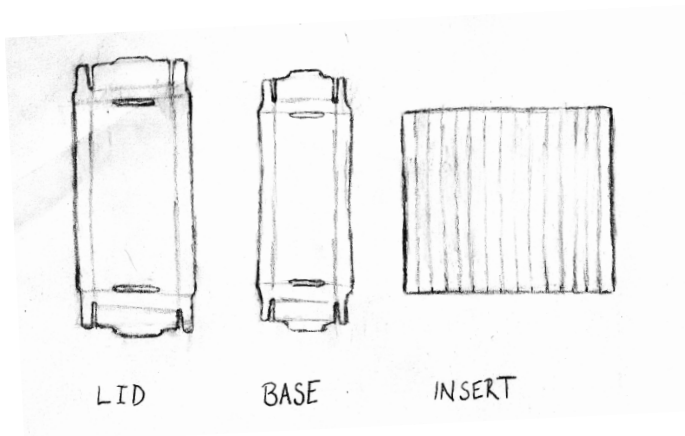
Ontario Core Box User Guide

Compliant with Library specifications for slabbed core deliveries.

Outer box dimensions: 655 mm x 210 mm x 40 mm

<https://www.ogsrlibrary.com/sampling>

Overview



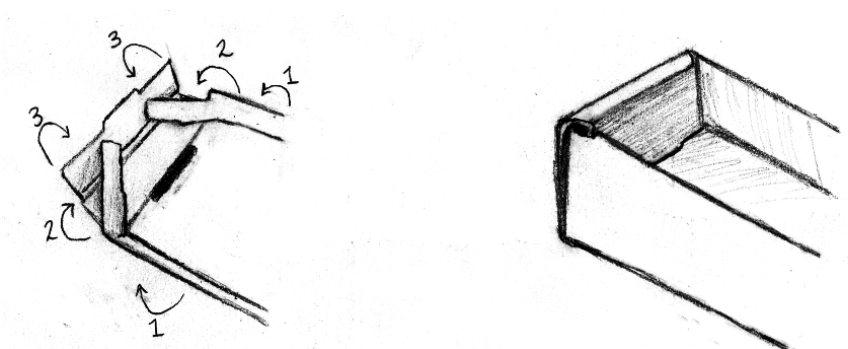
Each box set consists of three parts:

- Lid
- Base
- Insert

The base can be identified by its slightly smaller size.

A convenient guide for folding the box and insert follows:

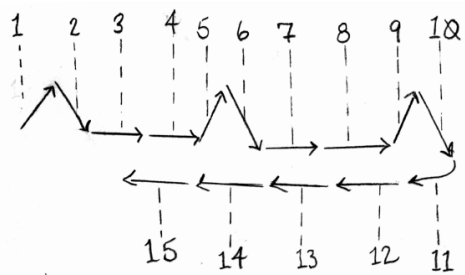
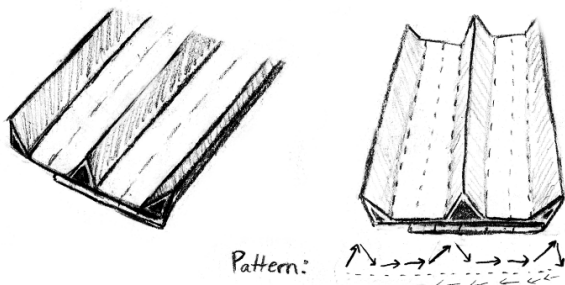
Folding



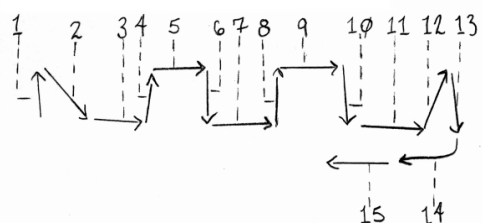
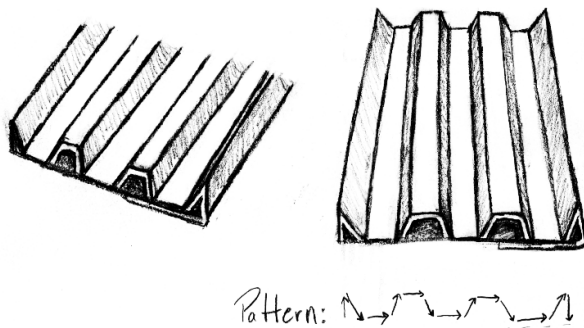
1. Fold long sides up.
2. Fold wings in toward centre line.
3. Lock in place by folding end up and around wings, inserting tab into slot.

Core Tray Insert

Classic Two Rows (1.2 metres)


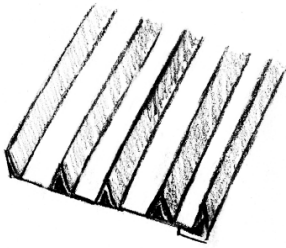


Classic Three Rows (1.8 metres)

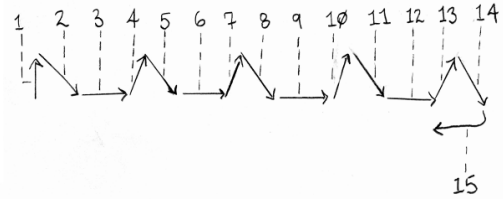




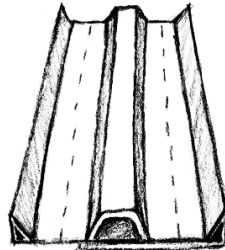

Classic Four Rows (2.4 metres)



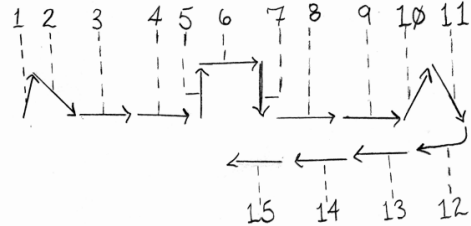
Pattern:



Alternative Two Rows for Narrow Core (1.2 metres)



Pattern:



Insert ribs should not be cut for box integrity.

Extra insert amounts can be folded under or cut.

Slabbing

- Core must be cut along length.
- Cut should be near the halfway height (through diameter), or slightly less, but not less than a third of the height.
- Core box lid should fit snugly on top of the box, if not then reduce the core height.
- All known depths must be marked inside the box using wooden blocks or another permanent insert. 3D-printed inserts with depth marking guides are available from OGSR Library.
- Box start and end depths must be labelled on the box with box count, licence, and well name.
- Mark top and bottom. Pack cores in depth sequence so they may be viewed from bottom-up.
- Core must be packed clean and dry. The viewing face must not be obscured.
- Do not leave large gaps. Indicate missing intervals with a permanent spacer in line with the core.
- Library staff will use box end caps for warehouse labels; they should be left blank.
- See ogsrlibrary.com/sampling for up-to-date details.

Deliveries:

Oil, Gas & Salt Resources Library
 669 Exeter Road
 London, Ontario, Canada
 N6E 1L3

Phone: 519-686-2772
 Email: info@ogsrlibrary.com

NOTE: No loading dock at facility — use a truck with power tailgate.

Operating Standard

For your convenience section 13.6 of Provincial Operating Standard Version 3.0 can be found below, always read and follow the full and current standard:

13.6. Drill Core

Where drill cores are taken, the operator shall:

- pack them in accurately labeled, numbered boxes showing the name of the well and licence number and the corresponding depth interval;
- protect the boxes from damage; and
- report the depth intervals of the core on Form 7 to the Ministry.