



Oil, Gas and Salt Resources Act  
**Annual Report of Monthly Injection  
 for Secondary Recovery**

For the Year 2023

Form 6 To the Minister of Natural Resources and Forestry v.2021-01-27  
 The undersigned operator submits information under section 13.12 of the Provincial Operating Standards.

Operator: Lonnie Barnes	Tel #: 519-834-2339
-------------------------	---------------------

**This form only applies to fluid injection for secondary recovery.**

All injection wells must be reported and all injection must be reported. If space is insufficient attach additional forms.

Licence: 1010215	Well Name: Barnes FW #1, Enniskillen-18-2
Injection Permit Number: 2009-1	Source Pool: Oil Springs Pool
Injection Pool: Oil Springs Pool	Injection Formation: Detroit River Group
Primary Fluid Source: rain water, water well	Primary Source Formation: Hamilton Group
Primary Injection Fluid Type: Surface Water	

Description of fluid treatment prior to injection
Settling in pond

Month	Days on Injection	Volume Injected (m <sup>3</sup> )	Average Daily Injection Pressure (kPag at wellhead)	Injection Rate (m <sup>3</sup> /day)
Jan	31	26.35	2413.16	0.85
Feb	28	23.8	2413.16	0.85
Mar	31	26.35	2413.16	0.85
Apr	30	25.5	2413.16	0.85
May	31	26.35	2413.16	0.85
Jun	30	25.5	2413.16	0.85
Jul	31	26.35	2413.16	0.85
Aug	31	26.35	2413.16	0.85
Sep	30	25.5	2413.16	0.85
Oct	31	26.35	2413.16	0.85
Nov	30	25.5	2413.16	0.85
Dec	31	26.35	2413.16	0.85
Total	365	310.25		

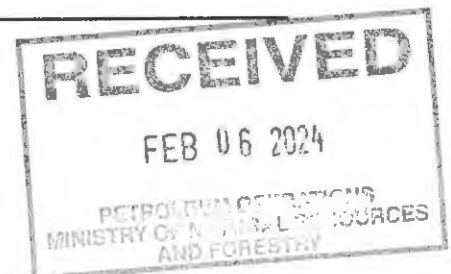
The information on this form shall be held confidential for one year after the date of receipt by the ministry, as per section 21 (5) of Ontario Regulation 245/97.

**Authority:** I certify that the information contained in this form is accurate and complete, and that I have been authorized by the licensee to complete and submit this form.

Notice: It is an offence under Subsection 19(1)(b) of the Oil, Gas and Salt Resources Act to knowingly make a false statement or to provide false information in a document or other form of communication required under this Act and its Regulations.

Donna Barnes  
 Name (print)  
 Barnes Oil Company  
 Company  
 18/01/2024  
 Date (dd/mm/yyyy)

Signature  
 bookkeeper  
 Title





Oil, Gas and Salt Resources Act  
**Annual Report of Monthly Injection  
 for Secondary Recovery**

For the Year 2023

Form 6 To the Minister of Natural Resources and Forestry v.2021-01-27  
 The undersigned operator submits information under section 13.12 of the Provincial Operating Standards.

Operator: Lonnie Barnes	Tel #: 519-834-2339
-------------------------	---------------------

**This form only applies to fluid injection for secondary recovery.**

All injection wells must be reported and all injection must be reported. If space is insufficient attach additional forms.

Licence: 1010216	Well Name: Barnes FW #2, Enniskillen-18-2
Injection Permit Number: 2009-1	Source Pool: Oil Springs Pool
Injection Pool: Oil Springs Pool	Injection Formation: Detroit River Group
Primary Fluid Source: rain water, water well	Primary Source Formation: Hamilton Group
Primary Injection Fluid Type: Surface Water	

Description of fluid treatment prior to injection
Settling in pond

Month	Days on Injection	Volume Injected (m <sup>3</sup> )	Average Daily Injection Pressure (kPag at wellhead)	Injection Rate (m <sup>3</sup> /day)
Jan	31	26.35	2413.16	0.85
Feb	28	23.8	2413.16	0.85
Mar	31	26.35	2413.16	0.85
Apr	30	25.5	2413.16	0.85
May	31	26.35	2413.16	0.85
Jun	30	25.5	2413.16	0.85
Jul	31	26.35	2413.16	0.85
Aug	31	26.35	2413.16	0.85
Sep	30	25.5	2413.16	0.85
Oct	31	26.35	2413.16	0.85
Nov	30	25.5	2413.16	0.85
Dec	31	26.35	2413.16	0.85
<b>Total</b>	<b>365</b>	<b>310.25</b>		

The information on this form shall be held confidential for one year after the date of receipt by the ministry, as per section 21 (5) of Ontario Regulation 245/97.

**Authority:** I certify that the information contained in this form is accurate and complete, and that I have been authorized by the licensee to complete and submit this form.

Notice: It is an offence under Subsection 19(1)(b) of the Oil, Gas and Salt Resources Act to knowingly make a false statement or to provide false information in a document or other form of communication required under this Act and its Regulations.

Donna Barnes  
 Name (print)  
Barnes Oil Company  
 Company  
18/01/2024  
 Date (dd/mm/yyyy)

[Signature]  
 Signature  
bookkeeper  
 Title



Oil, Gas and Salt Resources Act  
**Annual Report of Monthly Injection  
 for Secondary Recovery**

For the Year 2023

Form 6 To the Minister of Natural Resources and Forestry v.2021-01-27  
 The undersigned operator submits information under section 13.12 of the Provincial Operating Standards.

Operator: <u>Lonnie Barnes</u>	Tel #: <u>519-834-2339</u>
--------------------------------	----------------------------

**This form only applies to fluid injection for secondary recovery.**

All injection wells must be reported and all injection must be reported. If space is insufficient attach additional forms.

Licence: <u>T010217</u>	Well Name: <u>Barnes FW #3, Enniskillen-18-2</u>
Injection Permit Number: <u>2009-1</u>	Source Pool: <u>Oil Springs Pool</u>
Injection Pool <u>Oil Springs Pool</u>	Injection Formation: <u>Detroit River Group</u>
Primary Fluid Source: <u>Rainwater, water well</u>	Primary Source Formation: <u>Hamilton Group</u>
Primary Injection Fluid Type: <u>Surface Water</u>	

Description of fluid treatment prior to injection
<u>settling in pond</u>

Month	Days on Injection	Volume Injected (m <sup>3</sup> )	Average Daily Injection Pressure (kPag at wellhead)	Injection Rate (m <sup>3</sup> /day)
Jan	0	0		
Feb	0	0		
Mar	0	0		
Apr	0	0		
May	0	0		
Jun	0	0		
Jul	0	0		
Aug	0	0		
Sep	0	0		
Oct	0	0		
Nov	0	0		
Dec	0	0		
Total				

The information on this form shall be held confidential for one year after the date of receipt by the ministry, as per section 21 (5) of Ontario Regulation 245/97.

**Authority:** I certify that the information contained in this form is accurate and complete, and that I have been authorized by the licensee to complete and submit this form.

Notice: It is an offence under Subsection 19(1)(b) of the Oil, Gas and Salt Resources Act to knowingly make a false statement or to provide false information in a document or other form of communication required under this Act and its Regulations.

Donna Barnes  
 Name (print)  
Barnes Oil Company  
 Company  
18/01/2024  
 Date (dd/mm/yyyy)

[Signature]  
 Signature  
bookkeeper  
 Title



Oil, Gas and Salt Resources Act  
**Annual Report of Monthly Injection  
 for Secondary Recovery**

For the Year 2023

Form 6 To the Minister of Natural Resources and Forestry v.2021-01-27  
 The undersigned operator submits information under section 13.12 of the Provincial Operating Standards.

Operator: Lonnie Barnes	Tel #: 519-834-2339
-------------------------	---------------------

**This form only applies to fluid injection for secondary recovery.**

All injection wells must be reported and all injection must be reported. If space is insufficient attach additional forms.

Licence: T010218	Well Name: Barnes FW #4, Enniskillen-18-2
Injection Permit Number: 2009-1	Source Pool: Oil Springs Pool
Injection Pool: Oil Springs Pool	Injection Formation: Detroit River Group
Primary Fluid Source: Rainwater, water well	Primary Source Formation: Hamilton Group
Primary Injection Fluid Type: Surface Water	

Description of fluid treatment prior to injection
settling in pond

Month	Days on Injection	Volume Injected (m <sup>3</sup> )	Average Daily Injection Pressure (kPag at wellhead)	Injection Rate (m <sup>3</sup> /day)
Jan	0	0		
Feb	0	0		
Mar	0	0		
Apr	0	0		
May	0	0		
Jun	0	0		
Jul	0	0		
Aug	0	0		
Sep	0	0		
Oct	0	0		
Nov	0	0		
Dec	0	0		
Total				

The information on this form shall be held confidential for one year after the date of receipt by the ministry, as per section 21 (5) of Ontario Regulation 245/97.

**Authority:**

I certify that the information contained in this form is accurate and complete, and that I have been authorized by the licensee to complete and submit this form.

Notice: It is an offence under Subsection 19(1)(b) of the Oil, Gas and Salt Resources Act to knowingly make a false statement or to provide false information in a document or other form of communication required under this Act and its Regulations.

Donna Barnes  
 Name (print)  
 Barnes Oil Company  
 Company  
 18/01/2024  
 Date (dd/mm/yyyy)

Signature  
 bookkeeper  
 Title



Oil, Gas and Salt Resources Act  
**Annual Report of Monthly Injection  
 for Secondary Recovery**

For the Year 2023

Form 6 To the Minister of Natural Resources and Forestry v.2021-01-27  
 The undersigned operator submits information under section 13.12 of the Provincial Operating Standards.

Operator: Lonnie Barnes	Tel #: 519-834-2339
-------------------------	---------------------

**This form only applies to fluid injection for secondary recovery.**

All injection wells must be reported and all injection must be reported. If space is insufficient attach additional forms.

Licence: T010219	Well Name: Barnes FW #5, Enniskillen-18-2
Injection Permit Number: 2009-1	Source Pool: Oil Springs Pool
Injection Pool: Oil Springs Pool	Injection Formation: Detroit River Group
Primary Fluid Source: rainwater, water well	Primary Source Formation: Hamilton Group
Primary Injection Fluid Type: Surface Water	

Description of fluid treatment prior to injection
settling in pond

Month	Days on Injection	Volume Injected (m <sup>3</sup> )	Average Daily Injection Pressure (kPag at wellhead)	Injection Rate (m <sup>3</sup> /day)
Jan	0	0		
Feb	0	0		
Mar	0	0		
Apr	0	0		
May	0	0		
Jun	0	0		
Jul	0	0		
Aug	0	0		
Sep	0	0		
Oct	0	0		
Nov	0	0		
Dec	0	0		
Total				

The information on this form shall be held confidential for one year after the date of receipt by the ministry, as per section 21 (5) of Ontario Regulation 245/97.

**Authority:**

I certify that the information contained in this form is accurate and complete, and that I have been authorized by the licensee to complete and submit this form.

Notice: It is an offence under Subsection 19(1)(b) of the Oil, Gas and Salt Resources Act to knowingly make a false statement or to provide false information in a document or other form of communication required under this Act and its Regulations.

Donna Barnes  
 Name (print)  
 Barnes Oil Company  
 Company  
 18/01/2024  
 Date (dd/mm/yyyy)

Signature  
 bookkeeper  
 Title



Oil, Gas and Salt Resources Act  
**Annual Report of Monthly Injection  
 for Secondary Recovery**

For the Year 2023

Form 6 To the Minister of Natural Resources and Forestry v.2021-01-27  
 The undersigned operator submits information under section 13.12 of the Provincial Operating Standards.

Operator: <u>Lonnie Barnes</u>	Tel #: <u>519-834-2339</u>
--------------------------------	----------------------------

**This form only applies to fluid injection for secondary recovery.**

All injection wells must be reported and all injection must be reported. If space is insufficient attach additional forms.

Licence: <u>T010220</u>	Well Name: <u>Barnes FW #6, Enniskillen-18-2</u>
Injection Permit Number: <u>2009-1</u>	Source Pool: <u>Oil Springs Pool</u>
Injection Pool <u>Oil Springs Pool</u>	Injection Formation: <u>Detroit River Group</u>
Primary Fluid Source: <u>rainwater, water well</u>	Primary Source Formation: <u>Hamilton Group</u>
Primary Injection Fluid Type: <u>Surface Water</u>	

Description of fluid treatment prior to injection
<u>Settling in pond</u>

Month	Days on Injection	Volume Injected (m <sup>3</sup> )	Average Daily Injection Pressure (kPag at wellhead)	Injection Rate (m <sup>3</sup> /day)
Jan	31	26.35	2413.16	0.85
Feb	28	23.8	2413.16	0.85
Mar	31	26.35	2413.16	0.85
Apr	30	25.5	2413.16	0.85
May	31	26.35	2413.16	0.85
Jun	30	25.5	2413.16	0.85
Jul	31	26.35	2413.16	0.85
Aug	31	26.35	2413.16	0.85
Sep	30	25.5	2413.16	0.85
Oct	31	26.35	2413.16	0.85
Nov	30	25.5	2413.16	0.85
Dec	31	26.35	2413.16	0.85
Total	365	310.25		

The information on this form shall be held confidential for one year after the date of receipt by the ministry, as per section 21 (5) of Ontario Regulation 245/97.

**Authority:** I certify that the information contained in this form is accurate and complete, and that I have been authorized by the licensee to complete and submit this form.

Notice: It is an offence under Subsection 19(1)(b) of the Oil, Gas and Salt Resources Act to knowingly make a false statement or to provide false information in a document or other form of communication required under this Act and its Regulations.

Donna Barnes  
 Name (print)  
Barnes Oil Company  
 Company  
18/01/2024  
 Date (dd/mm/yyyy)

[Signature]  
 Signature  
bookkeeper  
 Title



Oil, Gas and Salt Resources Act  
**Annual Report of Monthly Injection  
 for Secondary Recovery**

For the Year 2023

Form 6 To the Minister of Natural Resources and Forestry v.2021-01-27  
 The undersigned operator submits information under section 13.12 of the Provincial Operating Standards.

Operator: Lonnie Barnes	Tel #: 519-834-2339
-------------------------	---------------------

**This form only applies to fluid injection for secondary recovery.**

All injection wells must be reported and all injection must be reported. If space is insufficient attach additional forms.

Licence: T010221	Well Name: Barnes FW #7, Enniskillen-18-2
Injection Permit Number: 2009-1	Source Pool: Oil Springs Pool
Injection Pool Oil Springs Pool	Injection Formation: Detroit River Group
Primary Fluid Source: rainwater, water well	Primary Source Formation: Hamilton Group
Primary Injection Fluid Type: Surface Water	

Description of fluid treatment prior to injection
settling in pond

Month	Days on Injection	Volume Injected (m <sup>3</sup> )	Average Daily Injection Pressure (kPag at wellhead)	Injection Rate (m <sup>3</sup> /day)
Jan	0	0		
Feb	0	0		
Mar	0	0		
Apr	0	0		
May	0	0		
Jun	0	0		
Jul	0	0		
Aug	0	0		
Sep	0	0		
Oct	0	0		
Nov	0	0		
Dec	0	0		
Total				

The information on this form shall be held confidential for one year after the date of receipt by the ministry, as per section 21 (5) of Ontario Regulation 245/97.

**Authority:**

I certify that the information contained in this form is accurate and complete, and that I have been authorized by the licensee to complete and submit this form.

Notice: It is an offence under Subsection 19(1)(b) of the Oil, Gas and Salt Resources Act to knowingly make a false statement or to provide false information in a document or other form of communication required under this Act and its Regulations.

Donna Barnes  
 Name (print)  
 Barnes Oil Company  
 Company  
 18/01/2024  
 Date (dd/mm/yyyy)

Signature  
 bookkeeper  
 Title



Oil, Gas and Salt Resources Act  
**Annual Report of Monthly Injection  
 for Secondary Recovery**

For the Year 2023

Form 6 To the Minister of Natural Resources and Forestry v.2021-01-27  
 The undersigned operator submits information under section 13.12 of the Provincial Operating Standards.

Operator: Lonnie Barnes	Tel #: 519-834-2339
-------------------------	---------------------

**This form only applies to fluid injection for secondary recovery.**

All injection wells must be reported and all injection must be reported. If space is insufficient attach additional forms.

Licence: T010179	Well Name: Barnes FW #8, Enniskillen-18-2
Injection Permit Number: 2009-1	Source Pool: Oil Springs Pool
Injection Pool: Oil Springs Pool	Injection Formation: Detroit River Group
Primary Fluid Source: rainwater, water well	Primary Source Formation: Hamilton Group
Primary Injection Fluid Type: Surface Water	

Description of fluid treatment prior to injection
Settling in pond

Month	Days on Injection	Volume Injected (m <sup>3</sup> )	Average Daily Injection Pressure (kPag at wellhead)	Injection Rate (m <sup>3</sup> /day)
Jan	31	26.35	2413.16	0.85
Feb	28	23.8	2413.16	0.85
Mar	31	26.35	2413.16	0.85
Apr	30	25.5	2413.16	0.85
May	31	26.35	2413.16	0.85
Jun	30	25.5	2413.16	0.85
Jul	31	26.35	2413.16	0.85
Aug	31	26.35	2413.16	0.85
Sep	30	25.5	2413.16	0.85
Oct	31	26.35	2413.16	0.85
Nov	30	25.5	2413.16	0.85
Dec	31	26.35	2413.16	0.85
Total	365	310.25		

The information on this form shall be held confidential for one year after the date of receipt by the ministry, as per section 21 (5) of Ontario Regulation 245/97.

**Authority:**

I certify that the information contained in this form is accurate and complete, and that I have been authorized by the licensee to complete and submit this form.

Notice: It is an offence under Subsection 19(1)(b) of the Oil, Gas and Salt Resources Act to knowingly make a false statement or to provide false information in a document or other form of communication required under this Act and its Regulations.

Donna Barnes  
 Name (print)  
 Barnes Oil Company  
 Company  
 18/01/2024  
 Date (dd/mm/yyyy)

Signature  
 bookkeeper  
 Title



Oil, Gas and Salt Resources Act  
**Annual Report of Monthly Injection  
 for Secondary Recovery**

For the Year 2023

Form 6 To the Minister of Natural Resources and Forestry v.2021-01-27  
 The undersigned operator submits information under section 13.12 of the Provincial Operating Standards.

Operator: Lonnie Barnes	Tel #: 519-834-2339
-------------------------	---------------------

**This form only applies to fluid injection for secondary recovery.**

All injection wells must be reported and all injection must be reported. If space is insufficient attach additional forms.

Licence: T010180	Well Name: Barnes FW #9, Enniskillen-18-2
Injection Permit Number: 2009-1	Source Pool: Oil Springs Pool
Injection Pool: Oil Springs Pool	Injection Formation: Detroit River Group
Primary Fluid Source: rainwater, water well	Primary Source Formation: Hamilton Group
Primary Injection Fluid Type: Surface Water	

Description of fluid treatment prior to injection
settling in pond

Month	Days on Injection	Volume Injected (m <sup>3</sup> )	Average Daily Injection Pressure (kPag at wellhead)	Injection Rate (m <sup>3</sup> /day)
Jan	0	0		
Feb	0	0		
Mar	0	0		
Apr	0	0		
May	0	0		
Jun	0	0		
Jul	0	0		
Aug	0	0		
Sep	0	0		
Oct	0	0		
Nov	0	0		
Dec	0	0		
<b>Total</b>				

The information on this form shall be held confidential for one year after the date of receipt by the ministry, as per section 21 (5) of Ontario Regulation 245/97.

**Authority:**

I certify that the information contained in this form is accurate and complete, and that I have been authorized by the licensee to complete and submit this form.

Notice: It is an offence under Subsection 19(1)(b) of the Oil, Gas and Salt Resources Act to knowingly make a false statement or to provide false information in a document or other form of communication required under this Act and its Regulations.

Donna Barnes  
 Name (print)  
 Barnes Oil Company  
 Company  
 18/01/2024  
 Date (dd/mm/yyyy)

*[Signature]*  
 Signature  
 bookkeeper  
 Title



Oil, Gas and Salt Resources Act  
**Annual Report of Monthly Injection  
 for Secondary Recovery**

For the Year 2023

Form 6 To the Minister of Natural Resources and Forestry v.2021-01-27  
 The undersigned operator submits information under section 13.12 of the Provincial Operating Standards.

Operator: Lonnie Barnes	Tel #: 519-834-2339
-------------------------	---------------------

**This form only applies to fluid injection for secondary recovery.**

All injection wells must be reported and all injection must be reported. If space is insufficient attach additional forms.

Licence: T010181	Well Name: Barnes FW 10, Enniskillen-18-2
Injection Permit Number: 2009-1	Source Pool: Oil Springs Pool
Injection Pool Oil Springs Pool	Injection Formation: Detroit River Group
Primary Fluid Source: rainwater, water well	Primary Source Formation: Hamilton Group
Primary Injection Fluid Type: Surface Water	

Description of fluid treatment prior to injection
settling in pond

Month	Days on Injection	Volume Injected (m <sup>3</sup> )	Average Daily Injection Pressure (kPag at wellhead)	Injection Rate (m <sup>3</sup> /day)
Jan	0	0		
Feb	0	0		
Mar	0	0		
Apr	0	0		
May	0	0		
Jun	0	0		
Jul	0	0		
Aug	0	0		
Sep	0	0		
Oct	0	0		
Nov	0	0		
Dec	0	0		
Total				

The information on this form shall be held confidential for one year after the date of receipt by the ministry, as per section 21 (5) of Ontario Regulation 245/97.

**Authority:**

I certify that the information contained in this form is accurate and complete, and that I have been authorized by the licensee to complete and submit this form.

Notice: It is an offence under Subsection 19(1)(b) of the Oil, Gas and Salt Resources Act to knowingly make a false statement or to provide false information in a document or other form of communication required under this Act and its Regulations.

Donna Barnes  
 \_\_\_\_\_  
 Name (print)  
 Barnes Oil Company  
 \_\_\_\_\_  
 Company  
 18/01/2024  
 \_\_\_\_\_  
 Date (dd/mm/yyyy)

\_\_\_\_\_  
 Signature  
 bookkeeper  
 \_\_\_\_\_  
 Title



Oil, Gas and Salt Resources Act  
**Annual Report of Monthly Injection  
 for Secondary Recovery**

For the Year 2023

Form 6

To the Minister of Natural Resources and Forestry

v.2021-01-27

The undersigned operator submits information under section 13.12 of the Provincial Operating Standards.

Operator: <u>Lorrie Barnes</u>	Tel #: <u>519-834-2339</u>
--------------------------------	----------------------------

**This form only applies to fluid injection for secondary recovery.**

All injection wells must be reported and all injection must be reported. If space is insufficient attach additional forms.

Licence: <u>T010253</u>	Well Name: <u>Barnes FW #11, Enniskillen-18-2</u>
Injection Permit Number: <u>2009-1</u>	Source Pool: <u>Oil Springs Pool</u>
Injection Pool <u>Oil Springs Pool</u>	Injection Formation: <u>Detroit River Group</u>
Primary Fluid Source: <u>rainwater, water well</u>	Primary Source Formation: <u>Hamilton Group</u>
Primary Injection Fluid Type: <u>Surface Water</u>	

Description of fluid treatment prior to injection
<u>Settling in pond</u>

Month	Days on Injection	Volume Injected (m <sup>3</sup> )	Average Daily Injection Pressure (kPag at wellhead)	Injection Rate (m <sup>3</sup> /day)
Jan	31	26.35	2413.16	0.85
Feb	28	23.8	2413.16	0.85
Mar	31	26.35	2413.16	0.85
Apr	30	25.5	2413.16	0.85
May	31	26.35	2413.16	0.85
Jun	30	25.5	2413.16	0.85
Jul	31	26.35	2413.16	0.85
Aug	31	26.35	2413.16	0.85
Sep	30	25.5	2413.16	0.85
Oct	31	26.35	2413.16	0.85
Nov	30	25.5	2413.16	0.85
Dec	31	26.35	2413.16	0.85
Total	365	310.25		

The information on this form shall be held confidential for one year after the date of receipt by the ministry, as per section 21 (5) of Ontario Regulation 245/97.

**Authority:**

I certify that the information contained in this form is accurate and complete, and that I have been authorized by the licensee to complete and submit this form.

Notice: It is an offence under Subsection 19(1)(b) of the Oil, Gas and Salt Resources Act to knowingly make a false statement or to provide false information in a document or other form of communication required under this Act and its Regulations.

Donna Barnes  
 Name (print)  
Barnes Oil Company  
 Company  
18/01/2024  
 Date (dd/mm/yyyy)

[Signature]  
 Signature  
bookkeeper  
 Title



Oil, Gas and Salt Resources Act  
**Annual Report of Monthly Injection  
 for Secondary Recovery**

For the Year 2023

Form 6 To the Minister of Natural Resources and Forestry v.2021-01-27  
 The undersigned operator submits information under section 13.12 of the Provincial Operating Standards.

Operator: Lonnie Barnes	Tel #: 519-834-2339
-------------------------	---------------------

**This form only applies to fluid injection for secondary recovery.**

All injection wells must be reported and all injection must be reported. If space is insufficient attach additional forms.

Licence: T010182	Well Name: Barnes FW #12, Enniskillen-18-1
Injection Permit Number: 2009-1	Source Pool: Oil Springs Pool
Injection Pool Oil Springs Pool	Injection Formation: Detroit River Group
Primary Fluid Source: rainwater, water well	Primary Source Formation: Hamilton Group
Primary Injection Fluid Type: Surface Water	

Description of fluid treatment prior to injection
Settling in pond

Month	Days on Injection	Volume Injected (m <sup>3</sup> )	Average Daily Injection Pressure (kPag at wellhead)	Injection Rate (m <sup>3</sup> /day)
Jan	31	26.35	2413.16	0.85
Feb	28	23.8	2413.16	0.85
Mar	31	26.35	2413.16	0.85
Apr	30	25.5	2413.16	0.85
May	31	26.35	2413.16	0.85
Jun	30	25.5	2413.16	0.85
Jul	31	26.35	2413.16	0.85
Aug	31	26.35	2413.16	0.85
Sep	30	25.5	2413.16	0.85
Oct	31	26.35	2413.16	0.85
Nov	30	25.5	2413.16	0.85
Dec	31	26.35	2413.16	0.85
Total	365	310.25		

The information on this form shall be held confidential for one year after the date of receipt by the ministry, as per section 21 (5) of Ontario Regulation 245/97.

**Authority:**

I certify that the information contained in this form is accurate and complete, and that I have been authorized by the licensee to complete and submit this form.

Notice: It is an offence under Subsection 19(1)(b) of the Oil, Gas and Salt Resources Act to knowingly make a false statement or to provide false information in a document or other form of communication required under this Act and its Regulations.

Donna Barnes  
 Name (print)  
 Barnes Oil Company  
 Company  
 18/01/2024  
 Date (dd/mm/yyyy)

Signature  
 bookkeeper  
 Title



Oil, Gas and Salt Resources Act  
**Annual Report of Monthly Injection  
 for Secondary Recovery**

For the Year 2023

Form 6 To the Minister of Natural Resources and Forestry v.2021-01-27  
 The undersigned operator submits information under section 13.12 of the Provincial Operating Standards.

Operator: Lonnie Barnes	Tel #: 519-834-2339
-------------------------	---------------------

**This form only applies to fluid injection for secondary recovery.**

All injection wells must be reported and all injection must be reported. If space is insufficient attach additional forms.

Licence: T010183	Well Name: Barnes FW #13, Enniskillen-18-1
Injection Permit Number: 2009-1	Source Pool: Oil Springs Pool
Injection Pool: Oil Springs Pool	Injection Formation: Detroit River Group
Primary Fluid Source: rainwater, water well	Primary Source Formation: Hamilton Group
Primary Injection Fluid Type: Surface Water	

Description of fluid treatment prior to injection
Settling in pond

Month	Days on Injection	Volume Injected (m <sup>3</sup> )	Average Daily Injection Pressure (kPag at wellhead)	Injection Rate (m <sup>3</sup> /day)
Jan	31	26.35	2413.16	0.85
Feb	28	23.8	2413.16	0.85
Mar	31	26.35	2413.16	0.85
Apr	30	25.5	2413.16	0.85
May	31	26.35	2413.16	0.85
Jun	30	25.5	2413.16	0.85
Jul	31	26.35	2413.16	0.85
Aug	31	26.35	2413.16	0.85
Sep	30	25.5	2413.16	0.85
Oct	31	26.35	2413.16	0.85
Nov	30	25.5	2413.16	0.85
Dec	31	26.35	2413.16	0.85
Total	365	310.25		

The information on this form shall be held confidential for one year after the date of receipt by the ministry, as per section 21 (5) of Ontario Regulation 245/97.

**Authority:**

I certify that the information contained in this form is accurate and complete, and that I have been authorized by the licensee to complete and submit this form.

Notice: It is an offence under Subsection 19(1)(b) of the Oil, Gas and Salt Resources Act to knowingly make a false statement or to provide false information in a document or other form of communication required under this Act and its Regulations.

Donna Barnes  
 Name (print)  
 Barnes Oil Company  
 Company  
 18/01/2024  
 Date (dd/mm/yyyy)

Signature  
 bookkeeper  
 Title



Oil, Gas and Salt Resources Act  
**Annual Report of Monthly Injection  
 for Secondary Recovery**

For the Year 2023

Form 6 To the Minister of Natural Resources and Forestry v.2021-01-27  
 The undersigned operator submits information under section 13.12 of the Provincial Operating Standards.

Operator: Lonnie Barnes	Tel #: 519-834-2339
-------------------------	---------------------

**This form only applies to fluid injection for secondary recovery.**

All injection wells must be reported and all injection must be reported. If space is insufficient attach additional forms.

Licence: T010184	Well Name: Barnes FW 14, Enniskillen-18-1
Injection Permit Number: 2009-1	Source Pool: Oil Springs Pool
Injection Pool Oil Springs Pool	Injection Formation: Detroit River Group
Primary Fluid Source: rainwater, water well	Primary Source Formation: Hamilton Group
Primary Injection Fluid Type: Surface Water	

Description of fluid treatment prior to injection
settling in pond

Month	Days on Injection	Volume Injected (m <sup>3</sup> )	Average Daily Injection Pressure (kPag at wellhead)	Injection Rate (m <sup>3</sup> /day)
Jan	0	0		
Feb	0	0		
Mar	0	0		
Apr	0	0		
May	0	0		
Jun	0	0		
Jul	0	0		
Aug	0	0		
Sep	0	0		
Oct	0	0		
Nov	0	0		
Dec	0	0		
<b>Total</b>				

The information on this form shall be held confidential for one year after the date of receipt by the ministry, as per section 21 (5) of Ontario Regulation 245/97.

**Authority:**

I certify that the information contained in this form is accurate and complete, and that I have been authorized by the licensee to complete and submit this form.

Notice: It is an offence under Subsection 19(1)(b) of the Oil, Gas and Salt Resources Act to knowingly make a false statement or to provide false information in a document or other form of communication required under this Act and its Regulations.

Donna Barnes  
 Name (print)  
 Barnes Oil Company  
 Company  
 18/01/2024  
 Date (dd/mm/yyyy)

Signature  
 bookkeeper  
 Title



Oil, Gas and Salt Resources Act  
**Annual Report of Monthly Injection  
 for Secondary Recovery**

For the Year 2023

Form 6 To the Minister of Natural Resources and Forestry v.2021-01-27  
 The undersigned operator submits information under section 13.12 of the Provincial Operating Standards.

Operator: Lonnie Barnes	Tel #: 519-834-2339
-------------------------	---------------------

**This form only applies to fluid injection for secondary recovery.**

All injection wells must be reported and all injection must be reported. If space is insufficient attach additional forms.

Licence: T010185	Well Name: Barnes FW 15, Enniskillen-18-1
Injection Permit Number: 2009-1	Source Pool: Oil Springs Pool
Injection Pool: Oil Springs Pool	Injection Formation: Detroit River Group
Primary Fluid Source: rainwater, water well	Primary Source Formation: Hamilton Group
Primary Injection Fluid Type: Surface Water	

Description of fluid treatment prior to injection
settling in pond

Month	Days on Injection	Volume Injected (m <sup>3</sup> )	Average Daily Injection Pressure (kPag at wellhead)	Injection Rate (m <sup>3</sup> /day)
Jan	0	0		
Feb	0	0		
Mar	0	0		
Apr	0	0		
May	0	0		
Jun	0	0		
Jul	0	0		
Aug	0	0		
Sep	0	0		
Oct	0	0		
Nov	0	0		
Dec	0	0		
<b>Total</b>				

The information on this form shall be held confidential for one year after the date of receipt by the ministry, as per section 21 (5) of Ontario Regulation 245/97.

**Authority:**

I certify that the information contained in this form is accurate and complete, and that I have been authorized by the licensee to complete and submit this form.

Notice: It is an offence under Subsection 19(1)(b) of the Oil, Gas and Salt Resources Act to knowingly make a false statement or to provide false information in a document or other form of communication required under this Act and its Regulations.

Donna Barnes  
 Name (print)  
 Barnes Oil Company  
 Company  
 18/01/2024  
 Date (dd/mm/yyyy)

Signature  
 bookkeeper  
 Title



Oil, Gas and Salt Resources Act  
**Annual Report of Monthly Injection  
 for Secondary Recovery**

For the Year 2023

Form 6 To the Minister of Natural Resources and Forestry v.2021-01-27  
 The undersigned operator submits information under section 13.12 of the Provincial Operating Standards.

Operator: Lonnie Barnes	Tel #: 519-834-2339
-------------------------	---------------------

**This form only applies to fluid injection for secondary recovery.**

All injection wells must be reported and all injection must be reported. If space is insufficient attach additional forms.

Licence: T010186	Well Name: Barnes FW 16, Enniskillen-18-1
Injection Permit Number: 2009-1	Source Pool: Oil Springs Pool
Injection Pool: Oil Springs Pool	Injection Formation: Detroit River Group
Primary Fluid Source: rainwater, water well	Primary Source Formation: Hamilton Group
Primary Injection Fluid Type: Surface Water	

Description of fluid treatment prior to injection
settling in pond

Month	Days on Injection	Volume Injected (m <sup>3</sup> )	Average Daily Injection Pressure (kPag at wellhead)	Injection Rate (m <sup>3</sup> /day)
Jan	0	0		
Feb	0	0		
Mar	0	0		
Apr	0	0		
May	0	0		
Jun	0	0		
Jul	0	0		
Aug	0	0		
Sep	0	0		
Oct	0	0		
Nov	0	0		
Dec	0	0		
Total				

The information on this form shall be held confidential for one year after the date of receipt by the ministry, as per section 21 (5) of Ontario Regulation 245/97.

**Authority:** I certify that the information contained in this form is accurate and complete, and that I have been authorized by the licensee to complete and submit this form.

Notice: It is an offence under Subsection 19(1)(b) of the Oil, Gas and Salt Resources Act to knowingly make a false statement or to provide false information in a document or other form of communication required under this Act and its Regulations.

Donna Barnes  
 Name (print)  
 Barnes Oil Company  
 Company  
 18/01/2024  
 Date (dd/mm/yyyy)

Signature  
 bookkeeper  
 Title



Oil, Gas and Salt Resources Act  
**Annual Report of Monthly Injection  
 for Secondary Recovery**

For the Year 2023

Form 6 To the Minister of Natural Resources and Forestry v.2021-01-27  
 The undersigned operator submits information under section 13.12 of the Provincial Operating Standards.

Operator: Lonnie Barnes	Tel #: 519-834-2339
-------------------------	---------------------

**This form only applies to fluid injection for secondary recovery.**

All injection wells must be reported and all injection must be reported. If space is insufficient attach additional forms.

Licence: T010187	Well Name: Barnes FW #17, Enniskillen-18-1
Injection Permit Number: 2009-1	Source Pool: Oil Springs Pool
Injection Pool Oil Springs Pool	Injection Formation: Detroit River Group
Primary Fluid Source: rainwater, water well	Primary Source Formation: Hamilton Group
Primary Injection Fluid Type: Surface Water	

Description of fluid treatment prior to injection
Settling in pond

Month	Days on Injection	Volume Injected (m <sup>3</sup> )	Average Daily Injection Pressure (kPag at wellhead)	Injection Rate (m <sup>3</sup> /day)
Jan	31	26.35	2413.16	0.85
Feb	28	23.8	2413.16	0.85
Mar	31	26.35	2413.16	0.85
Apr	30	25.5	2413.16	0.85
May	31	26.35	2413.16	0.85
Jun	30	25.5	2413.16	0.85
Jul	31	26.35	2413.16	0.85
Aug	31	26.35	2413.16	0.85
Sep	30	25.5	2413.16	0.85
Oct	31	26.35	2413.16	0.85
Nov	30	25.5	2413.16	0.85
Dec	31	26.35	2413.16	0.85
Total	365	310.25		

The information on this form shall be held confidential for one year after the date of receipt by the ministry, as per section 21 (5) of Ontario Regulation 245/97.

**Authority:**

I certify that the information contained in this form is accurate and complete, and that I have been authorized by the licensee to complete and submit this form.

Notice: It is an offence under Subsection 19(1)(b) of the Oil, Gas and Salt Resources Act to knowingly make a false statement or to provide false information in a document or other form of communication required under this Act and its Regulations.

Donna Barnes  
 Name (print)  
 Barnes Oil Company  
 Company  
 18/01/2024  
 Date (dd/mm/yyyy)

Signature  
 bookkeeper  
 Title



Oil, Gas and Salt Resources Act  
**Annual Report of Monthly Injection  
 for Secondary Recovery**

For the Year 2023

Form 6

To the Minister of Natural Resources and Forestry

v.2021-01-27

The undersigned operator submits information under section 13.12 of the Provincial Operating Standards.

Operator: Lonnie Barnes	Tel #: 519-834-2339
-------------------------	---------------------

**This form only applies to fluid injection for secondary recovery.**

All injection wells must be reported and all injection must be reported. If space is insufficient attach additional forms.

Licence: T010188	Well Name: Barnes FW #18, Enniskillen-18-1
Injection Permit Number: 2009-1	Source Pool: Oil Springs Pool
Injection Pool: Oil Springs Pool	Injection Formation: Detroit River Group
Primary Fluid Source: rainwater, water well	Primary Source Formation: Hamilton Group
Primary Injection Fluid Type: Surface Water	

Description of fluid treatment prior to injection
Settling in pond

Month	Days on Injection	Volume Injected (m <sup>3</sup> )	Average Daily Injection Pressure (kPag at wellhead)	Injection Rate (m <sup>3</sup> /day)
Jan	31	26.35	2413.16	0.85
Feb	28	23.8	2413.16	0.85
Mar	31	26.35	2413.16	0.85
Apr	30	25.5	2413.16	0.85
May	31	26.35	2413.16	0.85
Jun	30	25.5	2413.16	0.85
Jul	31	26.35	2413.16	0.85
Aug	31	26.35	2413.16	0.85
Sep	30	25.5	2413.16	0.85
Oct	31	26.35	2413.16	0.85
Nov	30	25.5	2413.16	0.85
Dec	31	26.35	2413.16	0.85
Total	365	310.25		

The information on this form shall be held confidential for one year after the date of receipt by the ministry, as per section 21 (5) of Ontario Regulation 245/97.

**Authority:**

I certify that the information contained in this form is accurate and complete, and that I have been authorized by the licensee to complete and submit this form.

Notice: It is an offence under Subsection 19(1)(b) of the Oil, Gas and Salt Resources Act to knowingly make a false statement or to provide false information in a document or other form of communication required under this Act and its Regulations.

Donna Barnes  
 Name (print)  
 Barnes Oil Company  
 Company  
 18/01/2024  
 Date (dd/mm/yyyy)

Signature  
 bookkeeper  
 Title



Oil, Gas and Salt Resources Act  
**Annual Report of Monthly Injection  
 for Secondary Recovery**

For the Year 2023

Form 6 To the Minister of Natural Resources and Forestry v.2021-01-27  
 The undersigned operator submits information under section 13.12 of the Provincial Operating Standards.

Operator: Lonnie Barnes	Tel #: 519-834-2339
-------------------------	---------------------

**This form only applies to fluid injection for secondary recovery.**

All injection wells must be reported and all injection must be reported. If space is insufficient attach additional forms.

Licence: 11943	Well Name: Barnes FW #19, Enniskillen 4-18-2
Injection Permit Number: 2009-1	Source Pool: Oil Springs Pool
Injection Pool Oil Springs Pool	Injection Formation: Detroit River Group
Primary Fluid Source: rainwater, water well	Primary Source Formation: Hamilton Group
Primary Injection Fluid Type: Surface Water	

Description of fluid treatment prior to injection
settling in pond

Month	Days on Injection	Volume Injected (m <sup>3</sup> )	Average Daily Injection Pressure (kPag at wellhead)	Injection Rate (m <sup>3</sup> /day)
Jan	0	0		
Feb	0	0		
Mar	0	0		
Apr	0	0		
May	0	0		
Jun	0	0		
Jul	0	0		
Aug	0	0		
Sep	0	0		
Oct	0	0		
Nov	0	0		
Dec	0	0		
Total				

The information on this form shall be held confidential for one year after the date of receipt by the ministry, as per section 21 (5) of Ontario Regulation 245/97.

**Authority:** I certify that the information contained in this form is accurate and complete, and that I have been authorized by the licensee to complete and submit this form.

Notice: It is an offence under Subsection 19(1)(b) of the Oil, Gas and Salt Resources Act to knowingly make a false statement or to provide false information in a document or other form of communication required under this Act and its Regulations.

Donna Barnes  
 Name (print)  
Barnes Oil Company  
 Company  
18/01/2024  
 Date (dd/mm/yyyy)

Donna Barnes  
 Signature  
bookkeeper  
 Title



Oil, Gas and Salt Resources Act  
**Annual Report of  
 Monthly Injection  
 For the Year 2023**

FEB 15 2024

Form 6  
31

To the Minister of Natural Resources

v.2009-05-

Operator Cameron Petroleum Inc.	Tel. #	519-657-9304	Fax #
Address: 24-800 Commissioners Rd. W., London, ON N6K 1C2			

**This form only applies to fluid injection for secondary recovery.**

All injection wells must be reported and all injection must be reported. If space is insufficient attach additional forms.

Well Name Robert McMaster & Sons – Gobles 20	Source Pool Gobles
Township Blenheim	Source Formation
Lot 16 Concession 1	Injection Fluid Type
Well Licence No. 1287	Injection Formation
Well Status - Mode* Suspended	Injection Pool
Injection Permit No.	

\* As of Dec. 31 - active, suspended, abandoned, potential

Description of fluid treatment prior to injection

Month	Volume Injected (m <sup>3</sup> )	Average Daily Injection Pressure (kPag at wellhead)	Days on Injection
Jan			
Feb			
Mar			
April			
May			
June			
July			
Aug			
Sep			
Oct			
Nov			
Dec			
Total	Nil	Nil	Nil

The undersigned certifies that the information provided herein is complete and accurate and he/she has authority to bind the operator.

LOU VUJIC  
Name (print)

*Lou Vujić*  
Signature

Cameron Petroleum Inc. Bookkeeper


Company Title  
Date 19/01/2024





Oil, Gas and Salt Resources Act  
**Annual Report of  
 Monthly Injection**

**For the Year 2023**



Form 6  
31

To the Minister of Natural Resources

v.2009-05-

Operator Cameron Petroleum Inc.	Tel. # 519-657-9304	Fax #
Address: 24-800 Commissioners Rd. W., London, ON N6K 1C2		

**This form only applies to fluid injection for secondary recovery.**

All injection wells must be reported and all injection must be reported. If space is insufficient attach additional forms.

Well Name Robert McMaster & Sons – Gobles 7	Source Pool Gobles
Township Blenheim	Source Formation
Lot 19 Concession 1	Injection Fluid Type
Well Licence No. 1025	Injection Formation
Well Status - Mode* Suspended	Injection Pool
Injection Permit No.	

\* As of Dec. 31 - active, suspended, abandoned, potential

Description of fluid treatment prior to injection

Month	Volume Injected (m <sup>3</sup> )	Average Daily Injection Pressure (kPag at wellhead)	Days on Injection
Jan			
Feb			
Mar			
April			
May			
June			
July			
Aug			
Sep			
Oct			
Nov			
Dec			
<b>Total</b>	<b>Nil</b>	<b>Nil</b>	<b>Nil</b>

The undersigned certifies that the information provided herein is complete and accurate and he/she has authority to bind the operator.

LOU VUJCIC  
 Name (print)

*Lon Kujic*  
 Signature

Cameron Petroleum Inc. Bookkeeper

Company Title  
 Date 19/01/2024



Oil, Gas and Salt Resources Act  
**Annual Report of  
 Monthly Injection**

FEB 15 2024

**For the Year 2023**

Form 6  
31

To the Minister of Natural Resources

v.2009-05-

Operator Cameron Petroleum Inc.	Tel. # 519 657 9304	Fax #
Address: 24-800 Commissioners Rd. W., London, ON N6K 1C2		

***This form only applies to fluid injection for secondary recovery.***

All injection wells must be reported and all injection must be reported. If space is insufficient attach additional forms.

Well Name Robert McMaster & Sons -Gobles 4	Source Pool Gobles
Township Blenheim	Source Formation
Lot 22 Concession 1	Injection Fluid Type
Well Licence No. 149	Injection Formation
Well Status - Mode* Suspended	Injection Pool
Injection Permit No.	

\* As of Dec. 31 - active, suspended, abandoned, potential

Description of fluid treatment prior to injection

Month	Volume Injected (m <sup>3</sup> )	Average Daily Injection Pressure (kPag at wellhead)	Days on Injection
Jan			
Feb			
Mar			
April			
May			
June			
July			
Aug			
Sep			
Oct			
Nov			
Dec			
<b>Total</b>	<b>Nil</b>	<b>Nil</b>	<b>Nil</b>

The undersigned certifies that the information provided herein is complete and accurate and he/she has authority to bind the operator.

Lou Vuicic  
 Name (print)  
 Cameron Petroleum Inc  
 Company

*Lou Vuicic*  
 Signature  
 Bookkeeper  
 Title

19/01/2024  
 Date (day/month/year)



Oil, Gas and Salt Resources Act  
**Annual Report of  
 Monthly Injection  
 For the Year 2023**

FEB 15 2024

Form 6

To the Minister of Natural Resources

v.2009-05-31

Operator: Cameron Petroleum Inc.	Tel. # 519-657-9304	Fax #
Address: 24-800 Commissioners Rd. W, London, ON N6K 1C2		

***This form only applies to fluid injection for secondary recovery.***

All injection wells must be reported and all injection must be reported. If space is insufficient attach additional forms.

Well Name: Imperial Union Grand Bend #2	Source Pool: Grand Bend
Township: McGillivray	Source Formation: Guelph
Lot : 41 Concession NB	Injection Fluid Type: Salt water
Well Licence 11413	Injection Formation: Guelph
Well Status - Mode* Active	Injection Pool
Injection Permit No.	

\* As of Dec. 31 - active, suspended, abandoned, potential

Description of fluid treatment prior to injection

Month	Volume Injected (m <sup>3</sup> )	Average Daily Injection Pressure (kPag at wellhead)	Days on Injection
Jan	424.70		6
Feb	580.96		23
Mar	568.20		31
April	591.67		30
May	673.88		31
June	617.52		30
July	609.70		31
Aug	542.42		31
Sep	567.60		30
Oct	562.78		31
Nov	195.45		30
Dec	244.51		31
Total	6,179.39		335

The undersigned certifies that the information provided herein is complete and accurate and he/she has authority to bind the operator.

LOU VUJCIC  
 Name (print)

*Lou VuJCic*  
 Signature

Cameron Petroleum Inc.

Bookkeeper

Company  
 Date 31/01/2024

Title



Oil, Gas and Salt Resources Act  
**Annual Report of  
 Monthly Injection**

**For the Year 2023**

FEB 5 2024

Form 6  
31

To the Minister of Natural Resources

v.2009-05-

Operator Cameron Petroleum Inc.	Tel. # 519-657-9304	Fax #
Address: 24/800 Commissioners Rd. W. London, ON N6K 1C2		

***This form only applies to fluid injection for secondary recovery.***

All injection wells must be reported and all injection must be reported. If space is insufficient attach additional forms.

Well Name: Imperial Union Grand Bend #6	Source Pool: Grand Bend
Township: McGillivray	Source Formation: Guelph
Lot : 41 Concession NB	Injection Fluid Type: Salt water
Well Licence No. 1063	Injection Formation: Guelph
Well Status - Mode* Active	Injection Pool
Injection Permit No.	

\* As of Dec. 31 - active, suspended, abandoned, potential

Description of fluid treatment prior to injection

Month	Volume Injected (m <sup>3</sup> )	Average Daily Injection Pressure (kPag at wellhead)	Days on Injection
Jan	349.00		6
Feb	1,026.26		23
Mar	1,325.40		31
April	1,041.35		30
May	1,570.14		31
June	1,438.82		30
July	1,420.61		31
Aug	1,263.84		27
Sep	1,322.50		30
Oct	1,311.29		31
Nov	888.91		30
Dec	733.85		31
Total	13,691.97		335

The undersigned certifies that the information provided herein is complete and accurate and he/she has authority to bind the operator.

LOU VUJIC  
Name (print)

Signature

Cameron Petroleum Inc. Bookkeeper

Company  
Date 31/01/2024

Title



Oil, Gas and Salt Resources Act  
**Annual Subsurface  
Oil Field Fluid Disposal Report**

FEB 15 2024

For the Year 2023

Form 9

To the Minister of Natural Resources

v.2009-05-31

Operator Cameron Petroleum Inc.	Tel. # 519 657 9304	Fax #
Address: 24-800 Commissioners Rd. W., London, ON N5K 1G2		

Well Name Rayrock Bow Valley Disposal #1	Source Pool
Township Blenheim	Source Formation
Lot 21 Concession 1	Disposal Formation
Well Licence No. 2480	
Well Status - Mode* Active	

\* As of Dec. 31 - active, suspended, abandoned, potential

Fluid accepted from other operators?  Yes  No If yes, attach list of operators from whom fluids were accepted and quantity received per month on a separate sheet.

Month	Volume Disposed (m <sup>3</sup> )	Average Daily Injection Pressure kPag	Days on Disposal	Comments - i.e. workovers, treatments, etc.
Jan				
Feb				
Mar				
April				
May				
June				
July				
Aug				
Sep				
Oct				
Nov				
Dec				
Total				
Cum. Total**	Nil	Nil	Nil	

\*\*Cumulative volume disposed since the well was first activated.

The undersigned certifies that the information provided herein is complete and accurate and he/she has authority to bind the operator.

Lou Vujcic  
Name (print)

*Lou Vujcic*  
Signature

Cameron Petroleum Inc.  
Company

Bookkeeper  
Title

19/01/2024



Oil, Gas and Salt Resources Act  
**Annual Report of Monthly Injection  
 for Secondary Recovery**

For the Year 2023

Form 6

To the Minister of Natural Resources and Forestry

v.2021-01-27

The undersigned operator submits information under section 13.12 of the Provincial Operating Standards.

Operator: Clearbeach Resources Inc.	Tel #: 519-433-7710
-------------------------------------	---------------------

***This form only applies to fluid injection for secondary recovery.***

All injection wells must be reported and all injection must be reported. If space is insufficient attach additional forms.

Licence: T007802	Well Name: PPC/Ram 31, Rochester 3-6-IVE
Injection Permit Number: 2007-1	Source Pool: Dover 7-5-V E Pool
Injection Pool: Dover 7-5-V E Pool	Injection Formation: Black River Group
Primary Fluid Source: Oilfield Brine	Primary Source Formation: Black River Group
Primary Injection Fluid Type: Water Well	

Description of fluid treatment prior to injection
None


Month	Days on Injection	Volume Injected (m3)	Average Daily Injection Pressure (kPag at wellhead)	Injection Rate (m3/day)
Jan	31	478.0	0	15.4
Feb	28	361.0	0	12.9
Mar	29	422.0	0	14.6
Apr	28	163.5	0	5.8
May	31	148.0	0	4.8
Jun	30	80.0	0	2.7
Jul	31	172.5	0	5.6
Aug	31	261.0	0	8.4
Sep	30	202.0	0	6.7
Oct	31	44.0	0	1.4
Nov	30	43.0	0	1.4
Dec	31	0.0	0	0.0
<b>Total</b>	<b>361</b>	<b>2375.0</b>		

The information on this form shall be held confidential for one year after the date of receipt by the ministry, as per section 21 (5) of Ontario Regulation 245/97.

**Authority:** I certify that the information contained in this form is accurate and complete, and that I have been authorized by the licensee to complete and submit this form.

Notice: It is an offence under Subsection 19(1)(b) of the Oil, Gas and Salt Resources Act to knowingly make a false statement or to provide false information in a document or other form of communication required under this Act and its Regulations.

Jane Lowrie  
 Name (print)  
 Clearbeach Resources Inc.  
 Company  
 31/01/2024  
 Date (dd/mm/yyyy)

  
 Signature  
 President  
 Title



Oil, Gas and Salt Resources Act  
**Annual Report of Monthly Injection  
 for Secondary Recovery**

For the Year 2023

Form 6 To the Minister of Natural Resources and Forestry v.2021-01-27  
 The undersigned operator submits information under section 13.12 of the Provincial Operating Standards.

Operator: Clearbeach Resources Inc.	Tel #: 519-433-7710
-------------------------------------	---------------------

**This form only applies to fluid injection for secondary recovery.**

All injection wells must be reported and all injection must be reported. If space is insufficient attach additional forms.

Licence: T011540	Well Name: WEE-GGOL #1
Injection Permit Number: 2008-1	Source Pool: Rodney Pool - South Unit
Injection Pool: Rodney Pool - South Unit	Injection Formation: Columbus
Primary Fluid Source: Recovered Formation & Inj Water	Primary Source Formation: Columbus / Fresh Water
Primary Injection Fluid Type: Produced / Fresh Water	

Description of fluid treatment prior to injection
Filtered

Month	Days on Injection	Volume Injected (m3)	Average Daily Injection Pressure (kPag at wellhead)	Injection Rate (m3/day)
Jan	5	8.24	up to 1750kPa	1.6
Feb	2	0.30	up to 1750kPa	0.1
Mar	10	17.90	up to 1750kPa	1.8
Apr	5	17.20	up to 1750kPa	3.4
May	12	18.47	up to 1750kPa	1.5
Jun	7	0.00	up to 1750kPa	0.0
Jul	7	1.01	up to 1750kPa	0.1
Aug	16	0.44	up to 1750kPa	0.0
Sep	4	0.00	up to 1750kPa	0.0
Oct	5	2.19	up to 1750kPa	0.4
Nov	13	1.79	up to 1750kPa	0.1
Dec	6	67.43	up to 1750kPa	11.2
Total	92	134.96		


The information on this form shall be held confidential for one year after the date of receipt by the ministry, as per section 21 (5) of Ontario Regulation 245/97.

**Authority:**

I certify that the information contained in this form is accurate and complete, and that I have been authorized by the licensee to complete and submit this form.

Notice: It is an offence under Subsection 19(1)(b) of the Oil, Gas and Salt Resources Act to knowingly make a false statement or to provide false information in a document or other form of communication required under this Act and its Regulations.

Jane Lowrie  
 Name (print)  
 Clearbeach Resources Inc.  
 Company  
 31/01/2024  
 Date (dd/mm/yyyy)

  
 Signature  
 President  
 Title



Oil, Gas and Salt Resources Act  
**Annual Report of Monthly Injection  
 for Secondary Recovery**

For the Year 2023

Form 6 To the Minister of Natural Resources and Forestry v.2021-01-27  
 The undersigned operator submits information under section 13.12 of the Provincial Operating Standards.

Operator: Clearbeach Resources Inc.	Tel #: 519-433-7710
-------------------------------------	---------------------

**This form only applies to fluid injection for secondary recovery.**

All injection wells must be reported and all injection must be reported. If space is insufficient attach additional forms.

Licence: T011539	Well Name: WEE-GGOL #2
Injection Permit Number: 2008-1	Source Pool: Rodney Pool - South Unit
Injection Pool: Rodney Pool - South Unit	Injection Formation: Columbus
Primary Fluid Source: Recovered Formation & Inj Water	Primary Source Formation: Columbus / Fresh Water
Primary Injection Fluid Type: Produced / Fresh Water	

Description of fluid treatment prior to injection
Filtered


Month	Days on Injection	Volume Injected (m3)	Average Daily Injection Pressure (kPag at wellhead)	Injection Rate (m3/day)
Jan	5	0.00	up to 1750kPa	0.0
Feb	2	0.00	up to 1750kPa	0.0
Mar	10	0.00	up to 1750kPa	0.0
Apr	5	0.55	up to 1750kPa	0.1
May	12	0.66	up to 1750kPa	0.1
Jun	7	0.00	up to 1750kPa	0.0
Jul	7	0.26	up to 1750kPa	0.0
Aug	16	0.57	up to 1750kPa	0.0
Sep	4	2.89	up to 1750kPa	0.7
Oct	5	0.59	up to 1750kPa	0.1
Nov	13	12.41	up to 1750kPa	1.0
Dec	6	8.01	up to 1750kPa	1.3
Total	92	25.94		

The information on this form shall be held confidential for one year after the date of receipt by the ministry, as per section 21 (5) of Ontario Regulation 245/97.

**Authority:** I certify that the information contained in this form is accurate and complete, and that I have been authorized by the licensee to complete and submit this form.

Notice: It is an offence under Subsection 19(1)(b) of the Oil, Gas and Salt Resources Act to knowingly make a false statement or to provide false information in a document or other form of communication required under this Act and its Regulations.

Jane Lowrie  
 Name (print)  
 Clearbeach Resources Inc.  
 Company  
 31/01/2024  
 Date (dd/mm/yyyy)

  
 Signature  
 President  
 Title



Oil, Gas and Salt Resources Act  
**Annual Report of Monthly Injection  
 for Secondary Recovery**

For the Year 2023

Form 6

To the Minister of Natural Resources and Forestry

v.2021-01-27

The undersigned operator submits information under section 13.12 of the Provincial Operating Standards.

Operator: Clearbeach Resources Inc.	Tel #: 519-433-7710
-------------------------------------	---------------------

***This form only applies to fluid injection for secondary recovery.***

All injection wells must be reported and all injection must be reported. If space is insufficient attach additional forms.

Licence: T011556	Well Name: WEE-GGOL #3
Injection Permit Number: 2008-1	Source Pool: Rodney Pool - South Unit
Injection Pool: Rodney Pool - South Unit	Injection Formation: Columbus
Primary Fluid Source: Recovered Formation & Inj Water	Primary Source Formation: Columbus / Fresh Water
Primary Injection Fluid Type: Produced / Fresh Water	

Description of fluid treatment prior to injection
Filtered


Month	Days on Injection	Volume Injected (m3)	Average Daily Injection Pressure (kPag at wellhead)	Injection Rate (m3/day)
Jan	5	0.00	up to 1750kPa	0.0
Feb	2	0.00	up to 1750kPa	0.0
Mar	10	0.00	up to 1750kPa	0.0
Apr	5	19.58	up to 1750kPa	3.9
May	12	23.88	up to 1750kPa	2.0
Jun	7	5.27	up to 1750kPa	0.8
Jul	7	20.77	up to 1750kPa	3.0
Aug	16	0.00	up to 1750kPa	0.0
Sep	4	0.00	up to 1750kPa	0.0
Oct	5	0.00	up to 1750kPa	0.0
Nov	13	0.65	up to 1750kPa	0.0
Dec	6	0.00	up to 1750kPa	0.0
<b>Total</b>	<b>92</b>	<b>70.15</b>		

The information on this form shall be held confidential for one year after the date of receipt by the ministry, as per section 21 (5) of Ontario Regulation 245/97.

**Authority:** I certify that the information contained in this form is accurate and complete, and that I have been authorized by the licensee to complete and submit this form.

Notice: It is an offence under Subsection 19(1)(b) of the Oil, Gas and Salt Resources Act to knowingly make a false statement or to provide false information in a document or other form of communication required under this Act and its Regulations.

Jane Lowrie  
 Name (print)  
 Clearbeach Resources Inc.  
 Company  
 31/01/2024  
 Date (dd/mm/yyyy)

  
 Signature  
 President  
 Title



Oil, Gas and Salt Resources Act  
**Annual Report of Monthly Injection  
 for Secondary Recovery**

For the Year 2023

Form 6

To the Minister of Natural Resources and Forestry

v.2021-01-27

The undersigned operator submits information under section 13.12 of the Provincial Operating Standards.

Operator: Clearbeach Resources Inc.	Tel #: 519-433-7710
-------------------------------------	---------------------

**This form only applies to fluid injection for secondary recovery.**

All injection wells must be reported and all injection must be reported. If space is insufficient attach additional forms.

Licence: T011538	Well Name: WEE-GGOL #4
Injection Permit Number: 2008-1	Source Pool: Rodney Pool - South Unit
Injection Pool: Rodney Pool - South Unit	Injection Formation: Columbus
Primary Fluid Source: Recovered Formation & Inj Water	Primary Source Formation: Columbus / Fresh Water
Primary Injection Fluid Type: Produced / Fresh Water	

Description of fluid treatment prior to injection
Filtered

Month	Days on Injection	Volume Injected (m3)	Average Daily Injection Pressure (kPag at wellhead)	Injection Rate (m3/day)
Jan	5	76.03	up to 1750kPa	15.2
Feb	2	29.39	up to 1750kPa	14.7
Mar	10	74.22	up to 1750kPa	7.4
Apr	5	48.50	up to 1750kPa	9.7
May	12	34.83	up to 1750kPa	2.9
Jun	7	6.75	up to 1750kPa	1.0
Jul	7	34.63	up to 1750kPa	4.9
Aug	16	15.66	up to 1750kPa	1.0
Sep	4	0.00	up to 1750kPa	0.0
Oct	5	40.53	up to 1750kPa	8.1
Nov	13	16.22	up to 1750kPa	1.2
Dec	6	46.95	up to 1750kPa	7.8
Total	92	423.70		

The information on this form shall be held confidential for one year after the date of receipt by the ministry, as per section 21 (5) of Ontario Regulation 245/97.

**Authority:**


I certify that the information contained in this form is accurate and complete, and that I have been authorized by the licensee to complete and submit this form.

Notice: It is an offence under Subsection 19(1)(b) of the Oil, Gas and Salt Resources Act to knowingly make a false statement or to provide false information in a document or other form of communication required under this Act and its Regulations.

Jane Lowrie  
 Name (print)

Clearbeach Resources Inc.  
 Company

31/01/2024  
 Date (dd/mm/yyyy)

  
 Signature  
 President  
 Title



Oil, Gas and Salt Resources Act  
**Annual Report of Monthly Injection  
 for Secondary Recovery**

For the Year 2023

Form 6 To the Minister of Natural Resources and Forestry v.2021-01-27  
 The undersigned operator submits information under section 13.12 of the Provincial Operating Standards.

Operator: Clearbeach Resources Inc.	Tel #: 519-433-7710
-------------------------------------	---------------------

**This form only applies to fluid injection for secondary recovery.**

All injection wells must be reported and all injection must be reported. If space is insufficient attach additional forms

Licence: T011532	Well Name: WEE-GGOL #5
Injection Permit Number: 2008-1	Source Pool: Rodney Pool - South Unit
Injection Pool: Rodney Pool - South Unit	Injection Formation: Columbus
Primary Fluid Source: Recovered Formation & Inj Water	Primary Source Formation: Columbus / Fresh Water
Primary Injection Fluid Type: Produced / Fresh Water	

Description of fluid treatment prior to injection
Filtered

Month	Days on Injection	Volume Injected (m3)	Average Daily Injection Pressure (kPag at wellhead)	Injection Rate (m3/day)
Jan	5	0.00	up to 1750kPa	0.0
Feb	2	0.00	up to 1750kPa	0.0
Mar	10	0.00	up to 1750kPa	0.0
Apr	5	24.71	up to 1750kPa	4.9
May	12	35.75	up to 1750kPa	3.0
Jun	7	3.47	up to 1750kPa	0.5
Jul	7	3.93	up to 1750kPa	0.6
Aug	16	8.92	up to 1750kPa	0.6
Sep	4	3.25	up to 1750kPa	0.8
Oct	5	30.83	up to 1750kPa	6.2
Nov	13	13.30	up to 1750kPa	1.0
Dec	6	33.43	up to 1750kPa	5.6
Total	92	157.58		

The information on this form shall be held confidential for one year after the date of receipt by the ministry, as per section 21 (5) of Ontario Regulation 245/97.

**Authority:** I certify that the information contained in this form is accurate and complete, and that I have been authorized by the licensee to complete and submit this form.

Notice: It is an offence under Subsection 19(1)(b) of the Oil, Gas and Salt Resources Act to knowingly make a false statement or to provide false information in a document or other form of communication required under this Act and its Regulations.

Jane Lowrie  
 Name (print)

Signature

Clearbeach Resources Inc.  
 Company

President  
 Title

31/01/2024  
 Date (dd/mm/yyyy)



Oil, Gas and Salt Resources Act  
**Annual Report of Monthly Injection  
 for Secondary Recovery**

For the Year 2023

Form 6

To the Minister of Natural Resources and Forestry

v.2021-01-27

The undersigned operator submits information under section 13.12 of the Provincial Operating Standards.

Operator: Clearbeach Resources Inc.	Tel #: 519-433-7710
-------------------------------------	---------------------

**This form only applies to fluid injection for secondary recovery.**

All injection wells must be reported and all injection must be reported. If space is insufficient attach additional forms.

Licence: T011537	Well Name: WEE-GGOL #6
Injection Permit Number: 2008-1	Source Pool: Rodney Pool - South Unit
Injection Pool: Rodney Pool - South Unit	Injection Formation: Columbus
Primary Fluid Source: Recovered Formation & Inj Water	Primary Source Formation: Columbus / Fresh Water
Primary Injection Fluid Type: Produced / Fresh Water	

Description of fluid treatment prior to injection
Filtered

Month	Days on Injection	Volume Injected (m3)	Average Daily Injection Pressure (kPag at wellhead)	Injection Rate (m3/day)
Jan	5	0.00	up to 1750kPa	0.0
Feb	2	0.00	up to 1750kPa	0.0
Mar	10	0.00	up to 1750kPa	0.0
Apr	5	7.50	up to 1750kPa	1.5
May	12	5.94	up to 1750kPa	0.5
Jun	7	0.64	up to 1750kPa	0.1
Jul	7	0.00	up to 1750kPa	0.0
Aug	16	2.25	up to 1750kPa	0.1
Sep	4	14.46	up to 1750kPa	3.6
Oct	5	0.95	up to 1750kPa	0.2
Nov	13	7.32	up to 1750kPa	0.6
Dec	6	11.32	up to 1750kPa	1.9
<b>Total</b>	<b>92</b>	<b>50.38</b>		

The information on this form shall be held confidential for one year after the date of receipt by the ministry, as per section 21 (5) of Ontario Regulation 245/97.

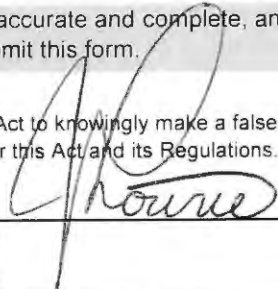
**Authority:** I certify that the information contained in this form is accurate and complete, and that I have been authorized by the licensee to complete and submit this form.

Notice: It is an offence under Subsection 19(1)(b) of the Oil, Gas and Salt Resources Act to knowingly make a false statement or to provide false information in a document or other form of communication required under this Act and its Regulations.

Jane Lowrie  
 Name (print)

Clearbeach Resources Inc.  
 Company

31/01/2024  
 Date (dd/mm/yyyy)

  
 Signature  
 President  
 Title



Oil, Gas and Salt Resources Act  
**Annual Report of Monthly Injection  
 for Secondary Recovery**

For the Year 2023

Form 6

To the Minister of Natural Resources and Forestry

v.2021-01-27

The undersigned operator submits information under section 13.12 of the Provincial Operating Standards.

Operator: <u>Clearbeach Resources Inc.</u>	Tel #: <u>519-433-7710</u>
--	----------------------------

***This form only applies to fluid injection for secondary recovery.***

All injection wells must be reported and all injection must be reported. If space is insufficient attach additional forms.

Licence: <u>T011594</u>	Well Name: <u>WEE-GGOL #7</u>
Injection Permit Number: <u>2008-1</u>	Source Pool: <u>Rodney Pool - South Unit</u>
Injection Pool: <u>Rodney Pool - South Unit</u>	Injection Formation: <u>Columbus</u>
Primary Fluid Source: <u>Recovered Formation &amp; Inj Water</u>	Primary Source Formation: <u>Columbus / Fresh Water</u>
Primary Injection Fluid Type: <u>Produced / Fresh Water</u>	

Description of fluid treatment prior to injection
<u>Filtered</u>

Month	Days on Injection	Volume Injected (m3)	Average Daily Injection Pressure (kPag at wellhead)	Injection Rate (m3/day)
Jan	5	43.82	up to 1750kPa	8.8
Feb	2	16.72	up to 1750kPa	8.4
Mar	10	24.70	up to 1750kPa	2.5
Apr	5	23.79	up to 1750kPa	4.8
May	12	32.58	up to 1750kPa	2.7
Jun	7	65.67	up to 1750kPa	9.4
Jul	7	40.77	up to 1750kPa	5.8
Aug	16	12.21	up to 1750kPa	0.8
Sep	4	0.00	up to 1750kPa	0.0
Oct	5	53.74	up to 1750kPa	10.7
Nov	13	118.64	up to 1750kPa	9.1
Dec	6	16.17	up to 1750kPa	2.7
<b>Total</b>	<b>92</b>	<b>448.79</b>		

The information on this form shall be held confidential for one year after the date of receipt by the ministry, as per section 21 (5) of Ontario Regulation 245/97.

**Authority:**


I certify that the information contained in this form is accurate and complete, and that I have been authorized by the licensee to complete and submit this form.

Notice: It is an offence under Subsection 19(1)(b) of the Oil, Gas and Salt Resources Act to knowingly make a false statement or to provide false information in a document or other form of communication required under this Act and its Regulations.

Jane Lowrie  
 Name (print)

Clearbeach Resources Inc.  
 Company

31/01/2024  
 Date (dd/mm/yyyy)

  
 Signature  
 President  
 Title



Oil, Gas and Salt Resources Act  
**Annual Report of Monthly Injection  
 for Secondary Recovery**

For the Year 2023

Form 6

To the Minister of Natural Resources and Forestry

v.2021-01-27

The undersigned operator submits information under section 13.12 of the Provincial Operating Standards.

Operator: <u>Clearbeach Resources Inc.</u>	Tel #: <u>519-433-7710</u>
--	----------------------------

**This form only applies to fluid injection for secondary recovery.**

All injection wells must be reported and all injection must be reported. If space is insufficient attach additional forms.

Licence: <u>T011594</u>	Well Name: <u>WEE-GGOL #8</u>
Injection Permit Number: <u>2008-1</u>	Source Pool: <u>Rodney Pool - South Unit</u>
Injection Pool: <u>Rodney Pool - South Unit</u>	Injection Formation: <u>Columbus</u>
Primary Fluid Source: <u>Recovered Formation &amp; Inj Water</u>	Primary Source Formation: <u>Columbus / Fresh Water</u>
Primary Injection Fluid Type: <u>Produced / Fresh Water</u>	

Description of fluid treatment prior to injection
<u>Filtered</u>

Month	Days on Injection	Volume Injected (m3)	Average Daily Injection Pressure (kPag at wellhead)	Injection Rate (m3/day)
Jan	5	0.00	up to 1750kPa	0.0
Feb	2	0.00	up to 1750kPa	0.0
Mar	10	0.00	up to 1750kPa	0.0
Apr	5	0.00	up to 1750kPa	0.0
May	12	0.00	up to 1750kPa	0.0
Jun	7	0.00	up to 1750kPa	0.0
Jul	7	0.26	up to 1750kPa	0.0
Aug	16	0.12	up to 1750kPa	0.0
Sep	4	1.01	up to 1750kPa	0.3
Oct	5	0.14	up to 1750kPa	0.0
Nov	13	378.66	up to 1750kPa	29.1
Dec	6	114.70	up to 1750kPa	19.1
<b>Total</b>	<b>92</b>	<b>494.90</b>		

The information on this form shall be held confidential for one year after the date of receipt by the ministry, as per section 21 (5) of Ontario Regulation 245/97.


**Authority:** I certify that the information contained in this form is accurate and complete, and that I have been authorized by the licensee to complete and submit this form.

Notice: It is an offence under Subsection 19(1)(b) of the Oil, Gas and Salt Resources Act to knowingly make a false statement or to provide false information in a document or other form of communication required under this Act and its Regulations.

Jane Lowrie  
 Name (print)

Clearbeach Resources Inc.  
 Company

31/01/2024  
 Date (dd/mm/yyyy)

  
 Signature  
 President  
 Title



# Annual Report of Monthly Injection

For the Year 2023

Form 6

To the Minister of Natural Resources and Forestry

v 2009-05-31

Operator: Lagasco Inc.	Tel. # 519-433-7710	Fax # 519-433-7588
Address: 2807 Woodhull Rd, London, ON, N6K 4S4		

**This form only applies to fluid injection for secondary recovery.**

All injection wells must be reported and all injection must be reported. If space is insufficient attach additional forms

Well Name: Felmont Oil No.9, Angus Braddon No 1, (3-1)	Source Pool: Rodney pool, Glacial till
Township: Aldborough	Source Formation: Columbus, Glacial till
Lot 4 Concession IV	Injection Fluid Type: Produced and fresh water
Well Licence No.: T009217	Injection Formation: Columbus
Well Status - Mode*: Suspended	Injection Pool: Rodney Unit
Injection Permit No. 19-1	


\* As of Dec. 31 - active, suspended, abandoned, potential

Description of fluid treatment prior to injection: Filtered

Month	Volume Injected (m <sup>3</sup> )	Average Daily Injection Pressure (kPag at wellhead)	Days on Injection
Jan	237.8	up to 2900kPa	31.00
Feb	229.2	up to 2900kPa	28.00
Mar	232.5	up to 2900kPa	31.00
April	256.0	up to 2900kPa	30.00
May	174.7	up to 2900kPa	31.00
June	81.1	up to 2900kPa	30.00
July	0.0	up to 2900kPa	0.00
Aug	0.0	up to 2900kPa	0.00
Sep	0.0	up to 2900kPa	0.00
Oct	0.0	up to 2900kPa	0.00
Nov	0.0	up to 2900kPa	0.00
Dec	0.0	up to 2900kPa	0.00
Total	1211.3		181.00

The undersigned certifies that the information provided herein is complete and accurate and he/she has authority to bind the operator.

Jane Lowrie  
 Name (print)  
 Lagasco Inc.  
 Company  
 31/01/2024  
 Date (day/month/year)

  
 Signature  
 President  
 Title



# Annual Report of Monthly Injection

For the Year 2023

Form 6

To the Minister of Natural Resources and Forestry

v.2009-05-31

Operator: Lagasco Inc.	Tel. # 519-433-7710	Fax # 519-433-7588
Address: 2807 Woodhull Rd, London, ON, N6K 4S4		

**This form only applies to fluid injection for secondary recovery.**

All injection wells must be reported and all injection must be reported. If space is insufficient attach additional forms.

Well Name: Felmont Oil No 12, E J. McMillan No 5, (1-5)	Source Pool: Rodney pool, Glacial till
Township: Aldborough	Source Formation: Columbus, Glacial till
Lot 5 Concession IV	Injection Fluid Type: Produced and fresh water
Well Licence No.: T009204	Injection Formation: Columbus
Well Status - Mode*: Active	Injection Pool: Rodney Unit
Injection Permit No. 19-1	


\* As of Dec. 31 - active, suspended, abandoned, potential

Description of fluid treatment prior to injection: Filtered

Month	Volume Injected (m <sup>3</sup> )	Average Daily Injection Pressure (kPag at wellhead)	Days on Injection
Jan	203.4	up to 2900kPa	31.00
Feb	196.0	up to 2900kPa	28.00
Mar	198.8	up to 2900kPa	31.00
April	219.0	up to 2900kPa	30.00
May	149.4	up to 2900kPa	31.00
June	208.1	up to 2900kPa	30.00
July	289.0	up to 2900kPa	31.00
Aug	167.0	up to 2900kPa	23.00
Sep	135.0	up to 2900kPa	23.00
Oct	131.0	up to 2900kPa	31.00
Nov	0.0	up to 2900kPa	0.00
Dec	0.0	up to 2900kPa	0.00
<b>Total</b>	<b>1896.8</b>		<b>289.00</b>

The undersigned certifies that the information provided herein is complete and accurate and he/she has authority to bind the operator

Jane Lowrie  
 Name (print)  
 Lagasco Inc.  
 Company  
 31/01/2024  
 Date (day/month/year)

  
 Signature  
 President  
 Title



# Annual Report of Monthly Injection

For the Year 2023

Form 6

To the Minister of Natural Resources and Forestry

v.2009-05-31

Operator: Lagasco Inc.	Tel. # 519-433-7710	Fax # 519-433-7588
Address: 2807 Woodhull Rd, London, ON, N6K 4S4		

**This form only applies to fluid injection for secondary recovery.**

All injection wells must be reported and all injection must be reported. If space is insufficient attach additional forms.

Well Name: Felmont-E.J. McMillan No. 7, (1-7)	Source Pool: Rodney pool, Glacial till
Township: Aldborough	Source Formation: Columbus, Glacial till
Lot 5 Concession IV	Injection Fluid Type: Produced and fresh water
Well Licence No.: T009201	Injection Formation: Columbus
Well Status - Mode*: Active	Injection Pool: Rodney Unit
Injection Permit No. 19-1	


\* As of Dec. 31 - active, suspended, abandoned, potential

Description of fluid treatment prior to injection: Filtered

Month	Volume Injected (m <sup>3</sup> )	Average Daily Injection Pressure (kPag at wellhead)	Days on Injection
Jan	244.0	up to 2900kPa	31.00
Feb	235.2	up to 2900kPa	28.00
Mar	238.6	up to 2900kPa	31.00
April	262.8	up to 2900kPa	30.00
May	179.3	up to 2900kPa	31.00
June	138.7	up to 2900kPa	30.00
July	118.2	up to 2900kPa	31.00
Aug	72.0	up to 2900kPa	23.00
Sep	58.1	up to 2900kPa	23.00
Oct	56.4	up to 2900kPa	31.00
Nov	0.0	up to 2900kPa	30.00
Dec	0.0	up to 2900kPa	31.00
<b>Total</b>	<b>1603.4</b>		<b>350.00</b>

The undersigned certifies that the information provided herein is complete and accurate and he/she has authority to bind the operator.

Jane Lowrie  
 \_\_\_\_\_  
 Name (print)  
 Lagasco Inc.  
 \_\_\_\_\_  
 Company  
 31/01/2024  
 \_\_\_\_\_  
 Date (day/month/year)

  
 \_\_\_\_\_  
 Signature  
 \_\_\_\_\_  
 President  
 \_\_\_\_\_  
 Title



# Annual Report of Monthly Injection

For the Year 2023

Form 6

To the Minister of Natural Resources and Forestry

v 2009-05-31

Operator: Lagasco Inc.	Tel. # 519-433-7710	Fax # 519-433-7588
Address: 2807 Woodhull Rd, London, ON, N6K 4S4		

**This form only applies to fluid injection for secondary recovery.**

All injection wells must be reported and all injection must be reported. If space is insufficient attach additional forms

Well Name: Felmont Oil, E J. McMillan No. 10, (1-10)	Source Pool: Rodney pool, Glacial till
Township: Aldborough	Source Formation: Columbus, Glacial till
Lot 5 Concession IV	Injection Fluid Type: Produced and fresh water
Well Licence No.: T009353	Injection Formation: Columbus
Well Status - Mode*: Active	Injection Pool: Rodney Unit
Injection Permit No. 19-1	


\* As of Dec. 31 - active, suspended, abandoned, potential

Description of fluid treatment prior to injection: Filtered

Month	Volume Injected (m <sup>3</sup> )	Average Daily Injection Pressure (kPag at wellhead)	Days on Injection
Jan	187.7	up to 2900kPa	31
Feb	180.9	up to 2900kPa	28
Mar	183.5	up to 2900kPa	31
April	202.1	up to 2900kPa	30
May	137.9	up to 2900kPa	31
June	192.1	up to 2900kPa	30
July	266.8	up to 2900kPa	31
Aug	154.2	up to 2900kPa	23
Sep	124.6	up to 2900kPa	23
Oct	163.0	up to 2900kPa	31
Nov	173.8	up to 2900kPa	30
Dec	179.9	up to 2900kPa	31
<b>Total</b>	<b>2146.6</b>		<b>350.00</b>

The undersigned certifies that the information provided herein is complete and accurate and he/she has authority to bind the operator

Jane Lowrie  
Name (print)  
Lagasco Inc  
Company  
31/01/2024  
Date (day/month/year)

  
\_\_\_\_\_  
Signature  
\_\_\_\_\_  
President  
\_\_\_\_\_  
Title



# Annual Report of Monthly Injection

For the Year 2023

Form 6

To the Minister of Natural Resources and Forestry

v.2009-05-31

Operator: Lagasco Inc.	Tel. # 519-433-7710	Fax # 519-433-7588
Address: 2807 Woodhull Rd, London, ON, N6K 4S4		

**This form only applies to fluid injection for secondary recovery.**

All injection wells must be reported and all injection must be reported. If space is insufficient attach additional forms.

Well Name: Felmont Oil, E.J. McMillan No. 11, (1-11)	Source Pool: Rodney pool, Glacial till
Township: Aldborough	Source Formation: Columbus, Glacial till
Lot 5 Concession IV	Injection Fluid Type: Produced and fresh water
Well Licence No.: T009198	Injection Formation: Columbus
Well Status - Mode*: Active	Injection Pool: Rodney Unit
Injection Permit No. 19-1	


\* As of Dec. 31 - active, suspended, abandoned, potential

Description of fluid treatment prior to injection: Filtered

Month	Volume Injected (m <sup>3</sup> )	Average Daily Injection Pressure (kPag at wellhead)	Days on Injection
Jan	75.1	up to 2900kPa	31
Feb	72.4	up to 2900kPa	28
Mar	73.4	up to 2900kPa	31
April	80.9	up to 2900kPa	30
May	55.2	up to 2900kPa	31
June	76.8	up to 2900kPa	30
July	106.7	up to 2900kPa	31
Aug	61.7	up to 2900kPa	23
Sep	49.8	up to 2900kPa	23
Oct	65.2	up to 2900kPa	31
Nov	69.5	up to 2900kPa	30
Dec	71.9	up to 2900kPa	31
Total	858.6		350.00

The undersigned certifies that the information provided herein is complete and accurate and he/she has authority to bind the operator.

Jane Lowrie  
 Name (print)  
 Lagasco Inc.  
 Company  
 31/01/2024  
 Date (day/month/year)

  
 Signature  
 President  
 Title



# Annual Report of Monthly Injection

For the Year 2023

Form 6

To the Minister of Natural Resources and Forestry

v.2009-05-31

Operator: Lagasco Inc.	Tel. # 519-433-7710	Fax # 519-433-7588
Address: 2807 Woodhull Rd, London, ON, N6K 4S4		

**This form only applies to fluid injection for secondary recovery.**

All injection wells must be reported and all injection must be reported. If space is insufficient attach additional forms.

Well Name: Felmont Oil, E.J. McMillan No. 12, (1-12)	Source Pool: Rodney pool, Glacial till
Township: Aldborough	Source Formation: Columbus, Glacial till
Lot 5 Concession IV	Injection Fluid Type: Produced and fresh water
Well Licence No.: T009197	Injection Formation: Columbus
Well Status - Mode*: Active	Injection Pool: Rodney Unit
Injection Permit No. 19-1	


\* As of Dec. 31 - active, suspended, abandoned, potential

Description of fluid treatment prior to injection: Filtered

Month	Volume Injected (m <sup>3</sup> )	Average Daily Injection Pressure (kPag at wellhead)	Days on Injection
Jan	209.6	up to 2900kPa	31
Feb	202.1	up to 2900kPa	28
Mar	205.0	up to 2900kPa	31
April	225.7	up to 2900kPa	30
May	154.0	up to 2900kPa	31
June	71.5	up to 2900kPa	30
July	0.0	up to 2900kPa	0
Aug	0.0	up to 2900kPa	0
Sep	0.0	up to 2900kPa	0
Oct	0.0	up to 2900kPa	0
Nov	0.0	up to 2900kPa	0
Dec	0.0	up to 2900kPa	0
<b>Total</b>	<b>1067.9</b>		<b>181.00</b>

The undersigned certifies that the information provided herein is complete and accurate and he/she has authority to bind the operator.

Jane Lowrie  
 \_\_\_\_\_  
 Name (print)  
 Lagasco Inc.  
 \_\_\_\_\_  
 Company  
 31/01/2024  
 \_\_\_\_\_  
 Date (day/month/year)

  
 \_\_\_\_\_  
 Signature  
 \_\_\_\_\_  
 President  
 \_\_\_\_\_  
 Title



# Annual Report of Monthly Injection

For the Year **2023**

Form 6

To the Minister of Natural Resources and Forestry

v 2009-05-31

Operator: Lagasco Inc.	Tel. # 519-433-7710	Fax # 519-433-7588
Address: 2807 Woodhull Rd, London, ON, N6K 4S4		

**This form only applies to fluid injection for secondary recovery.**

All injection wells must be reported and all injection must be reported. If space is insufficient attach additional forms.

Well Name: Felmont Oil, E.J. McMillan No 14,(1-14)	Source Pool: Rodney pool, Glacial till
Township: Aldborough	Source Formation: Columbus, Glacial till
Lot 5 Concession IV	Injection Fluid Type: Produced and fresh water
Well Licence No.: T009196	Injection Formation: Columbus
Well Status - Mode*: Active	Injection Pool: Rodney Unit
Injection Permit No. 19-1	


\* As of Dec. 31 - active, suspended, abandoned, potential

Description of fluid treatment prior to injection: Filtered

Month	Volume Injected (m <sup>3</sup> )	Average Daily Injection Pressure (kPag at wellhead)	Days on Injection
Jan	237.8	up to 2900kPa	31
Feb	229.2	up to 2900kPa	28
Mar	232.5	up to 2900kPa	31
April	256.0	up to 2900kPa	30
May	174.7	up to 2900kPa	31
June	254.0	up to 2900kPa	30
July	311.1	up to 2900kPa	31
Aug	161.9	up to 2900kPa	31
Sep	130.8	up to 2900kPa	30
Oct	179.5	up to 2900kPa	31
Nov	217.3	up to 2900kPa	30
Dec	224.8	up to 2900kPa	31
<b>Total</b>	<b>2609.7</b>		<b>365.00</b>

The undersigned certifies that the information provided herein is complete and accurate and he/she has authority to bind the operator.

Jane Lowrie  
 \_\_\_\_\_  
 Name (print)  
 Lagasco Inc.  
 \_\_\_\_\_  
 Company  
 31/01/2024  
 \_\_\_\_\_  
 Date (day/month/year)

  
 \_\_\_\_\_  
 Signature  
 President  
 \_\_\_\_\_  
 Title



# Annual Report of Monthly Injection

For the Year 2023

Form 6

To the Minister of Natural Resources and Forestry

v.2009-05-31

Operator: Lagasco Inc.	Tel. # 519-433-7710	Fax # 519-433-7588
Address: 2807 Woodhull Rd, London, ON, N6K 4S4		

**This form only applies to fluid injection for secondary recovery.**

All injection wells must be reported and all injection must be reported. If space is insufficient attach additional forms.

Well Name:	Canada-Cities Service No 8 - E.J. McMillan No 15, (1-15)	Source Pool:	Rodney pool, Glacial till
Township:	Aldborough	Source Formation:	Columbus, Glacial till
Lot	5	Concession	IV
Well Licence No.:	T001171	Injection Fluid Type:	Produced and fresh water
Well Status - Mode*:	Active	Injection Formation:	Columbus
Injection Permit No.	19-1	Injection Pool:	Rodney Unit


\* As of Dec. 31 - active, suspended, abandoned, potential

Description of fluid treatment prior to injection:	Filtered

Month	Volume Injected (m <sup>3</sup> )	Average Daily Injection Pressure (kPag at wellhead)	Days on Injection
Jan	31.3	up to 2900kPa	31
Feb	30.2	up to 2900kPa	28
Mar	30.6	up to 2900kPa	31
April	33.7	up to 2900kPa	30
May	23.0	up to 2900kPa	31
June	32.0	up to 2900kPa	30
July	14.3	up to 2900kPa	31
Aug	0.0	up to 2900kPa	0
Sep	0.0	up to 2900kPa	0
Oct	7.0	up to 2900kPa	31
Nov	29.0	up to 2900kPa	30
Dec	30.0	up to 2900kPa	31
<b>Total</b>	<b>261.0</b>		<b>304.00</b>

The undersigned certifies that the information provided herein is complete and accurate and he/she has authority to bind the operator.

Jane Lowrie  
 \_\_\_\_\_  
 Name (print)  
 Lagasco Inc.  
 \_\_\_\_\_  
 Company  
 31/01/2024  
 \_\_\_\_\_  
 Date (day/month/year)

  
 \_\_\_\_\_  
 Signature  
 \_\_\_\_\_  
 President  
 \_\_\_\_\_  
 Title



# Annual Report of Monthly Injection

For the Year 2023

Form 6

To the Minister of Natural Resources and Forestry

v 2009-05-31

Operator: Lagasco Inc.	Tel. # 519-433-7710	Fax # 519-433-7588
Address: 2807 Woodhull Rd, London, ON, N6K 4S4		

**This form only applies to fluid injection for secondary recovery.**

All injection wells must be reported and all injection must be reported. If space is insufficient attach additional forms.

Well Name: Felmont Oil No 6, John McMillan No 11, (4-11)	Source Pool: Rodney pool, Glacial till
Township: Aldborough	Source Formation: Columbus, Glacial till
Lot 5 Concession IV	Injection Fluid Type: Produced and fresh water
Well Licence No.: T009216	Injection Formation: Columbus
Well Status - Mode*: Active	Injection Pool: Rodney Unit
Injection Permit No. 19-1	


\* As of Dec. 31 - active, suspended, abandoned, potential

Description of fluid treatment prior to injection: Filtered

Month	Volume Injected (m <sup>3</sup> )	Average Daily Injection Pressure (kPag at wellhead)	Days on Injection
Jan	197.1	up to 2900kPa	31
Feb	190.0	up to 2900kPa	28
Mar	192.7	up to 2900kPa	31
April	212.2	up to 2900kPa	30
May	144.8	up to 2900kPa	31
June	67.2	up to 2900kPa	30
July	0.0	up to 2900kPa	0
Aug	0.0	up to 2900kPa	0
Sep	0.0	up to 2900kPa	0
Oct	0.0	up to 2900kPa	0
Nov	0.0	up to 2900kPa	0
Dec	0.0	up to 2900kPa	0
Total	1004.1		181.00

The undersigned certifies that the information provided herein is complete and accurate and he/she has authority to bind the operator.

Jane Lowrie  
 Name (print)  
 Lagasco Inc  
 Company  
 31/01/2024  
 Date (day/month/year)

  
 Signature  
 President  
 Title



# Annual Report of Monthly Injection

For the Year 2023

Form 6

To the Minister of Natural Resources and Forestry

v 2009-05-31

Operator: Lagasco Inc.	Tel. # 519-433-7710	Fax # 519-433-7588
Address: 2807 Woodhull Rd, London, ON, N6K 4S4		

**This form only applies to fluid injection for secondary recovery.**

All injection wells must be reported and all injection must be reported. If space is insufficient attach additional forms.

Well Name: Felmont Oil No 15, John McMillan No 15, (4-15)	Source Pool: Rodney pool, Glacial till
Township: Aldborough	Source Formation: Columbus, Glacial till
Lot 5 Concession IV	Injection Fluid Type: Produced and fresh water
Well Licence No.: T009213	Injection Formation: Columbus
Well Status - Mode*: Active	Injection Pool: Rodney Unit
Injection Permit No. 19-1	


\* As of Dec. 31 - active, suspended, abandoned, potential

Description of fluid treatment prior to injection: Filtered

Month	Volume Injected (m <sup>3</sup> )	Average Daily Injection Pressure (kPag at wellhead)	Days on Injection
Jan	234.6	up to 2900kPa	31
Feb	226.2	up to 2900kPa	28
Mar	229.4	up to 2900kPa	31
April	252.7	up to 2900kPa	30
May	172.4	up to 2900kPa	31
June	80.0	up to 2900kPa	30
July	0.0	up to 2900kPa	0
Aug	0.0	up to 2900kPa	0
Sep	0.0	up to 2900kPa	0
Oct	0.0	up to 2900kPa	0
Nov	0.0	up to 2900kPa	0
Dec	0.0	up to 2900kPa	0
Total	1195.4		181.00

The undersigned certifies that the information provided herein is complete and accurate and he/she has authority to bind the operator:

Jane Lowrie  
 \_\_\_\_\_  
 Name (print)  
 Lagasco Inc.  
 \_\_\_\_\_  
 Company  
 31/01/2024  
 \_\_\_\_\_  
 Date (day/month/year)

  
 \_\_\_\_\_  
 Signature  
 \_\_\_\_\_  
 President  
 \_\_\_\_\_  
 Title



# Annual Report of Monthly Injection

For the Year 2023

Form 6

To the Minister of Natural Resources and Forestry

v 2009-05-31

Operator: Lagasco Inc.	Tel. # 519-433-7710	Fax # 519-433-7588
Address: 2807 Woodhull Rd, London, ON, N6K 4S4		

**This form only applies to fluid injection for secondary recovery.**

All injection wells must be reported and all injection must be reported. If space is insufficient attach additional forms.

Well Name: Felmont Oil, John McMillan No 19, (4-19)	Source Pool: Rodney pool, Glacial till
Township: Aldborough	Source Formation: Columbus, Glacial till
Lot 5 Concession IV	Injection Fluid Type: Produced and fresh water
Well Licence No.: T009208	Injection Formation: Columbus
Well Status - Mode*: Active	Injection Pool: Rodney Unit
Injection Permit No. 19-1	


\* As of Dec. 31 - active, suspended, abandoned, potential

Description of fluid treatment prior to injection: Filtered

Month	Volume Injected (m <sup>3</sup> )	Average Daily Injection Pressure (kPag at wellhead)	Days on Injection
Jan	68.8	up to 2900kPa	31
Feb	66.3	up to 2900kPa	28
Mar	67.3	up to 2900kPa	31
April	74.1	up to 2900kPa	30
May	50.6	up to 2900kPa	31
June	23.5	up to 2900kPa	30
July	0.0	up to 2900kPa	0
Aug	0.0	up to 2900kPa	0
Sep	0.0	up to 2900kPa	0
Oct	0.0	up to 2900kPa	0
Nov	0.0	up to 2900kPa	0
Dec	0.0	up to 2900kPa	0
Total	350.6		181.00

The undersigned certifies that the information provided herein is complete and accurate and he/she has authority to bind the operator

Jane Lowrie  
 Name (print)  
 Lagasco Inc.  
 Company  
 31/01/2024  
 Date (day/month/year)

  
 Signature  
 President  
 Title



# Annual Report of Monthly Injection

For the Year **2023**

Form 6

To the Minister of Natural Resources and Forestry

v 2009-05-31

Operator: Lagasco Inc.	Tel. # 519-433-7710	Fax # 519-433-7588
Address: 2807 Woodhull Rd, London, ON, N6K 4S4		

**This form only applies to fluid injection for secondary recovery.**

All injection wells must be reported and all injection must be reported. If space is insufficient attach additional forms.

Well Name: Richfield Oil & Gas No 16, J McMillan No 5, (5-5)	Source Pool: Rodney pool, Glacial till
Township: Aldborough	Source Formation: Columbus, Glacial till
Lot 5 Concession V	Injection Fluid Type: Produced and fresh water
Well Licence No.: T009229	Injection Formation: Columbus
Well Status - Mode*: Active	Injection Pool: Rodney Unit
Injection Permit No. 19-1	


\* As of Dec. 31 - active, suspended, abandoned, potential

Description of fluid treatment prior to injection: Filtered

Month	Volume Injected (m <sup>3</sup> )	Average Daily Injection Pressure (kPag at wellhead)	Days on Injection
Jan	362.9	up to 2900kPa	31
Feb	349.8	up to 2900kPa	28
Mar	354.9	up to 2900kPa	31
April	390.8	up to 2900kPa	30
May	266.7	up to 2900kPa	31
June	303.1	up to 2900kPa	30
July	318.5	up to 2900kPa	31
Aug	0.0	up to 2900kPa	0
Sep	0.0	up to 2900kPa	0
Oct	63.1	up to 2900kPa	31
Nov	279.1	up to 2900kPa	30
Dec	299.8	up to 2900kPa	31
<b>Total</b>	<b>2988.6</b>		<b>304.00</b>

The undersigned certifies that the information provided herein is complete and accurate and he/she has authority to bind the operator

Jane Lowrie  
 Name (print)  
 Lagasco Inc.  
 Company  
 31/01/2024  
 Date (day/month/year)

  
 Signature  
 President  
 Title



# Annual Report of Monthly Injection

For the Year 2023

Form 6

To the Minister of Natural Resources and Forestry

v 2009-05-31

Operator: Lagasco Inc.	Tel. # 519-433-7710	Fax # 519-433-7588
Address: 2807 Woodhull Rd, London, ON, N6K 4S4		

***This form only applies to fluid injection for secondary recovery.***

All injection wells must be reported and all injection must be reported. If space is insufficient attach additional forms.

Well Name: Richfield Oil & Gas No 19, J McMillan No 7, (5-7)	Source Pool: Rodney pool, Glacial till
Township: Aldborough	Source Formation: Columbus, Glacial till
Lot 5 Concession V	Injection Fluid Type: Produced and fresh water
Well Licence No.: T009227	Injection Formation: Columbus
Well Status - Mode*: Active	Injection Pool: Rodney Unit
Injection Permit No. 19-1	


\* As of Dec. 31 - active, suspended, abandoned, potential

Description of fluid treatment prior to injection: Filtered

Month	Volume Injected (m <sup>3</sup> )	Average Daily Injection Pressure (kPag at wellhead)	Days on Injection
Jan	25.0	up to 2900kPa	31
Feb	24.1	up to 2900kPa	28
Mar	24.5	up to 2900kPa	31
April	27.0	up to 2900kPa	30
May	18.4	up to 2900kPa	31
June	25.6	up to 2900kPa	30
July	35.6	up to 2900kPa	31
Aug	20.6	up to 2900kPa	23
Sep	16.6	up to 2900kPa	23
Oct	16.1	up to 2900kPa	31
Nov	0.0	up to 2900kPa	0
Dec	0.0	up to 2900kPa	0
<b>Total</b>	<b>233.4</b>		<b>289.00</b>

The undersigned certifies that the information provided herein is complete and accurate and he/she has authority to bind the operator.

Jane Lowrie  
 \_\_\_\_\_  
 Name (print)  
 Lagasco Inc.  
 \_\_\_\_\_  
 Company  
 31/01/2024  
 \_\_\_\_\_  
 Date (day/month/year)

  
 \_\_\_\_\_  
 Signature  
 \_\_\_\_\_  
 President  
 \_\_\_\_\_  
 Title



# Annual Report of Monthly Injection

For the Year 2023

Form 6

To the Minister of Natural Resources and Forestry

v 2009-05-31

Operator: Lagasco Inc.	Tel. # 519-433-7710	Fax # 519-433-7588
Address: 2807 Woodhull Rd, London, ON, N6K 4S4		

**This form only applies to fluid injection for secondary recovery.**

All injection wells must be reported and all injection must be reported. If space is insufficient attach additional forms.

Well Name: Felmont Oil & Gas No.3, J & M McMillan No. 10, (5-10)	Source Pool: Rodney pool, Glacial till
Township: Aldborough	Source Formation: Columbus, Glacial till
Lot 5 Concession V	Injection Fluid Type: Produced and fresh water
Well Licence No.: T009210	Injection Formation: Columbus
Well Status - Mode*: Active	Injection Pool: Rodney Unit
Injection Permit No. 19-1	


\* As of Dec. 31 - active, suspended, abandoned, potential

Description of fluid treatment prior to injection: Filtered

Month	Volume Injected (m <sup>3</sup> )	Average Daily Injection Pressure (kPag at wellhead)	Days on Injection
Jan	15.6	up to 2900kPa	31
Feb	15.1	up to 2900kPa	28
Mar	15.3	up to 2900kPa	31
April	16.8	up to 2900kPa	30
May	11.5	up to 2900kPa	31
June	16.0	up to 2900kPa	30
July	22.2	up to 2900kPa	31
Aug	12.8	up to 2900kPa	31
Sep	10.4	up to 2900kPa	30
Oct	13.6	up to 2900kPa	31
Nov	14.5	up to 2900kPa	30
Dec	15.0	up to 2900kPa	31
Total	178.9		365.00

The undersigned certifies that the information provided herein is complete and accurate and he/she has authority to bind the operator

Jane Lowrie  
 \_\_\_\_\_  
 Name (print)  
 Lagasco Inc.  
 \_\_\_\_\_  
 Company  
 31/01/2024  
 \_\_\_\_\_  
 Date (day/month/year)

  
 \_\_\_\_\_  
 Signature  
 \_\_\_\_\_  
 President  
 \_\_\_\_\_  
 Title



# Annual Report of Monthly Injection

For the Year 2023

Form 6

To the Minister of Natural Resources and Forestry

v 2009-05-31

Operator: Lagasco Inc.	Tel. # 519-433-7710	Fax # 519-433-7588
Address: 2807 Woodhull Rd, London, ON, N6K 4S4		

**This form only applies to fluid injection for secondary recovery.**

All injection wells must be reported and all injection must be reported. If space is insufficient attach additional forms.

Well Name: Felmont Oil No 8, J McMillan No 13, (5-13)	Source Pool: Rodney pool, Glacial till
Township: Aldborough	Source Formation: Columbus, Glacial till
Lot 5 Concession V	Injection Fluid Type: Produced and fresh water
Well Licence No.: T009211	Injection Formation: Columbus
Well Status - Mode*: Sus	Injection Pool: Rodney Unit
Injection Permit No. 19-1	


\* As of Dec. 31 - active, suspended, abandoned, potential

Description of fluid treatment prior to injection: Filtered

Month	Volume Injected (m <sup>3</sup> )	Average Daily Injection Pressure (kPag at wellhead)	Days on Injection
Jan	297.2	up to 2900kPa	31
Feb	102.3	up to 2900kPa	28
Mar	0.0	up to 2900kPa	0
April	0.0	up to 2900kPa	0
May	0.0	up to 2900kPa	0
June	0.0	up to 2900kPa	0
July	0.0	up to 2900kPa	0
Aug	0.0	up to 2900kPa	0
Sep	0.0	up to 2900kPa	0
Oct	0.0	up to 2900kPa	0
Nov	0.0	up to 2900kPa	0
Dec	0.0	up to 2900kPa	0
<b>Total</b>	<b>399.5</b>		<b>59.00</b>

The undersigned certifies that the information provided herein is complete and accurate and he/she has authority to bind the operator.

Jane Lowrie  
 \_\_\_\_\_  
 Name (print)  
 Lagasco Inc.  
 \_\_\_\_\_  
 Company  
 31/01/2024  
 \_\_\_\_\_  
 Date (day/month/year)

  
 \_\_\_\_\_  
 Signature  
 \_\_\_\_\_  
 President  
 \_\_\_\_\_  
 Title



# Annual Report of Monthly Injection

For the Year 2023

Form 6

To the Minister of Natural Resources and Forestry

v 2009-05-31

Operator: Lagasco Inc.	Tel. # 519-433-7710	Fax # 519-433-7588
Address: 2807 Woodhull Rd, London, ON, N6K 4S4		

**This form only applies to fluid injection for secondary recovery.**

All injection wells must be reported and all injection must be reported. If space is insufficient attach additional forms.

Well Name: Felmont Oil No 23, J McMillan No 17, (5-17)	Source Pool: Rodney pool, Glacial till
Township: Aldborough	Source Formation: Columbus, Glacial till
Lot 5 Concession V	Injection Fluid Type: Produced and fresh water
Well Licence No.: T009209	Injection Formation: Columbus
Well Status - Mode*: Suspended	Injection Pool: Rodney Unit
Injection Permit No. 19-1	


\* As of Dec. 31 - active, suspended, abandoned, potential

Description of fluid treatment prior to injection: Filtered

Month	Volume Injected (m <sup>3</sup> )	Average Daily Injection Pressure (kPag at wellhead)	Days on Injection
Jan	118.9	up to 2900kPa	31
Feb	114.6	up to 2900kPa	28
Mar	116.2	up to 2900kPa	31
April	128.0	up to 2900kPa	30
May	87.4	up to 2900kPa	31
June	121.7	up to 2900kPa	30
July	169.0	up to 2900kPa	31
Aug	97.7	up to 2900kPa	31
Sep	78.9	up to 2900kPa	30
Oct	103.2	up to 2900kPa	31
Nov	110.1	up to 2900kPa	30
Dec	113.9	up to 2900kPa	31
Total	1359.5		365.00

The undersigned certifies that the information provided herein is complete and accurate and he/she has authority to bind the operator.

Jane Lowrie  
 \_\_\_\_\_  
 Name (print)  
 Lagasco Inc.  
 \_\_\_\_\_  
 Company  
 31/01/2024  
 \_\_\_\_\_  
 Date (day/month/year)

  
 \_\_\_\_\_  
 Signature  
 \_\_\_\_\_  
 President  
 \_\_\_\_\_  
 Title



# Annual Report of Monthly Injection

For the Year 2023

Form 6

To the Minister of Natural Resources and Forestry

v.2009-05-31

Operator: Lagasco Inc.	Tel. # 519-433-7710	Fax # 519-433-7588
Address: 2807 Woodhull Rd, London, ON, N6K 4S4		

**This form only applies to fluid injection for secondary recovery.**

All injection wells must be reported and all injection must be reported. If space is insufficient attach additional forms.

Well Name: Can Cities No.9, J. McMillan No.21, (5-21)	Source Pool: Rodney pool, Glacial till
Township: Aldborough	Source Formation: Columbus, Glacial till
Lot 5 Concession V	Injection Fluid Type: Produced and fresh water
Well Licence No.: T001141	Injection Formation: Columbus
Well Status - Mode*: Active	Injection Pool: Rodney Unit
Injection Permit No. 19-1	


\* As of Dec. 31 - active, suspended, abandoned, potential

Description of fluid treatment prior to injection: Filtered

Month	Volume Injected (m <sup>3</sup> )	Average Daily Injection Pressure (kPag at wellhead)	Days on Injection
Jan	53.2	up to 2900kPa	31
Feb	51.3	up to 2900kPa	28
Mar	52.0	up to 2900kPa	31
April	57.3	up to 2900kPa	30
May	39.1	up to 2900kPa	31
June	54.4	up to 2900kPa	30
July	75.6	up to 2900kPa	31
Aug	43.7	up to 2900kPa	31
Sep	35.3	up to 2900kPa	30
Oct	34.3	up to 2900kPa	31
Nov	0.0	up to 2900kPa	0
Dec	0.0	up to 2900kPa	0
<b>Total</b>	<b>496.1</b>		<b>304.00</b>

The undersigned certifies that the information provided herein is complete and accurate and he/she has authority to bind the operator.

Jane Lowrie  
 \_\_\_\_\_  
 Name (print)  
 Lagasco Inc.  
 \_\_\_\_\_  
 Company  
 31/01/2024  
 \_\_\_\_\_  
 Date (day/month/year)

  
 \_\_\_\_\_  
 Signature  
 \_\_\_\_\_  
 President  
 \_\_\_\_\_  
 Title



# Annual Report of Monthly Injection

For the Year 2023

Form 6

To the Minister of Natural Resources and Forestry

v 2009-05-31

Operator: Lagasco Inc.	Tel. # 519-433-7710	Fax # 519-433-7588
Address: 2807 Woodhull Rd, London, ON, N6K 4S4		

**This form only applies to fluid injection for secondary recovery.**

All injection wells must be reported and all injection must be reported. If space is insufficient attach additional forms.

Well Name: Can Cities No 3, J McMillan No 22, (5-22)	Source Pool: Rodney pool, Glacial till
Township: Aldborough	Source Formation: Columbus, Glacial till
Lot 5 Concession V	Injection Fluid Type: Produced and fresh water
Well Licence No.: T000994	Injection Formation: Columbus
Well Status - Mode*: Active	Injection Pool: Rodney Unit
Injection Permit No. 19-1	

\* As of Dec. 31 - active, suspended, abandoned, potential

Description of fluid treatment prior to injection: Filtered

Month	Volume Injected (m <sup>3</sup> )	Average Daily Injection Pressure (kPag at wellhead)	Days on Injection
Jan	87.6	up to 2900kPa	31
Feb	84.4	up to 2900kPa	28
Mar	85.7	up to 2900kPa	31
April	94.3	up to 2900kPa	30
May	64.4	up to 2900kPa	31
June	89.6	up to 2900kPa	30
July	124.5	up to 2900kPa	31
Aug	72.0	up to 2900kPa	31
Sep	58.1	up to 2900kPa	30
Oct	76.1	up to 2900kPa	31
Nov	81.1	up to 2900kPa	30
Dec	83.9	up to 2900kPa	31
Total	1001.7		365.00

The undersigned certifies that the information provided herein is complete and accurate and he/she has authority to bind the operator.

Jane Lowrie  
 \_\_\_\_\_  
 Name (print)  
 Lagasco Inc.  
 \_\_\_\_\_  
 Company  
 31/01/2024  
 \_\_\_\_\_  
 Date (day/month/year)

  
 \_\_\_\_\_  
 Signature  
 \_\_\_\_\_  
 President  
 \_\_\_\_\_  
 Title



# Annual Report of Monthly Injection

For the Year 2023

Form 6

To the Minister of Natural Resources and Forestry

v.2009-05-31

Operator: Lagasco Inc.	Tel. # 519-433-7710	Fax # 519-433-7588
Address: 2807 Woodhull Rd, London, ON, N6K 4S4		

**This form only applies to fluid injection for secondary recovery.**

All injection wells must be reported and all injection must be reported. If space is insufficient attach additional forms.

Well Name: CCS No 11, J McMillan No 24, (5-24)	Source Pool: Rodney pool, Glacial till
Township: Aldborough	Source Formation: Columbus, Glacial till
Lot 5 Concession V	Injection Fluid Type: Produced and fresh water
Well Licence No.: T001504	Injection Formation: Columbus
Well Status - Mode*: Active	Injection Pool: Rodney Unit
Injection Permit No. 19-1	


\* As of Dec 31 - active, suspended, abandoned, potential

Description of fluid treatment prior to injection: Filtered

Month	Volume Injected (m <sup>3</sup> )	Average Daily Injection Pressure (kPag at wellhead)	Days on Injection
Jan	284.7	up to 2900kPa	31
Feb	274.4	up to 2900kPa	28
Mar	278.4	up to 2900kPa	31
April	306.6	up to 2900kPa	30
May	209.2	up to 2900kPa	31
June	331.9	up to 2900kPa	30
July	437.9	up to 2900kPa	31
Aug	226.2	up to 2900kPa	31
Sep	200.1	up to 2900kPa	30
Oct	273.9	up to 2900kPa	31
Nov	312.1	up to 2900kPa	30
Dec	320.7	up to 2900kPa	31
Total	3456.0		365.00

The undersigned certifies that the information provided herein is complete and accurate and he/she has authority to bind the operator.

Jane Lowrie  
 \_\_\_\_\_  
 Name (print)  
 Lagasco Inc.  
 \_\_\_\_\_  
 Company  
 31/01/2024  
 \_\_\_\_\_  
 Date (day/month/year)

  
 \_\_\_\_\_  
 Signature  
 \_\_\_\_\_  
 President  
 \_\_\_\_\_  
 Title



# Annual Report of Monthly Injection

For the Year 2023

Form 6

To the Minister of Natural Resources and Forestry

v 2009-05-31

Operator: Lagasco Inc.	Tel. # 519-433-7710	Fax # 519-433-7588
Address: 2807 Woodhull Rd, London, ON, N6K 4S4		

**This form only applies to fluid injection for secondary recovery.**

All injection wells must be reported and all injection must be reported. If space is insufficient attach additional forms.

Well Name: Bradford No 2, S. Sabjon No 2, (6-2)	Source Pool: Rodney pool, Glacial till
Township: Aldborough	Source Formation: Columbus, Glacial till
Lot 5 Concession V	Injection Fluid Type: Produced and fresh water
Well Licence No.: T009194	Injection Formation: Columbus
Well Status - Mode*: Active	Injection Pool: Rodney Unit
Injection Permit No. 19-1	


\* As of Dec. 31 - active, suspended, abandoned, potential

Description of fluid treatment prior to injection: Filtered

Month	Volume Injected (m <sup>3</sup> )	Average Daily Injection Pressure (kPag at wellhead)	Days on Injection
Jan	68.8	up to 2900kPa	31
Feb	66.3	up to 2900kPa	28
Mar	67.3	up to 2900kPa	31
April	74.1	up to 2900kPa	30
May	50.6	up to 2900kPa	31
June	70.4	up to 2900kPa	30
July	97.8	up to 2900kPa	31
Aug	56.5	up to 2900kPa	31
Sep	45.7	up to 2900kPa	30
Oct	59.8	up to 2900kPa	31
Nov	63.7	up to 2900kPa	30
Dec	65.9	up to 2900kPa	31
Total	787.1		365.00

The undersigned certifies that the information provided herein is complete and accurate and he/she has authority to bind the operator.

Jane Lowrie  
 Name (print)  
 Lagasco Inc.  
 Company  
 31/01/2024  
 Date (day/month/year)

  
 Signature  
 President  
 Title



# Annual Report of Monthly Injection

For the Year **2023**

Form 6

To the Minister of Natural Resources and Forestry

v. 2009-05-31

Operator: Lagasco Inc.	Tel. # 519-433-7710	Fax # 519-433-7588
Address: 2807 Woodhull Rd, London, ON, N6K 4S4		

**This form only applies to fluid injection for secondary recovery.**

All injection wells must be reported and all injection must be reported. If space is insufficient attach additional forms.

Well Name: Bradford Oil No 4, S. Sabjon No 4, (6-4)	Source Pool: Rodney pool, Glacial till
Township: Aldborough	Source Formation: Columbus, Glacial till
Lot 5 Concession V	Injection Fluid Type: Produced and fresh water
Well Licence No.: T009192	Injection Formation: Columbus
Well Status - Mode*: Active	Injection Pool: Rodney Unit
Injection Permit No. 19-1	


\* As of Dec. 31 - active, suspended, abandoned, potential

Description of fluid treatment prior to injection: Filtered

Month	Volume Injected (m <sup>3</sup> )	Average Daily Injection Pressure (kPag at wellhead)	Days on Injection
Jan	275.3	up to 2900kPa	31
Feb	94.8	up to 2900kPa	28
Mar	0.0	up to 2900kPa	0
April	0.0	up to 2900kPa	0
May	0.0	up to 2900kPa	0
June	224.1	up to 2900kPa	30
July	463.8	up to 2900kPa	31
Aug	285.3	up to 2900kPa	31
Sep	208.0	up to 2900kPa	30
Oct	267.6	up to 2900kPa	31
Nov	289.7	up to 2900kPa	30
Dec	299.8	up to 2900kPa	31
Total	2408.4		273.00

The undersigned certifies that the information provided herein is complete and accurate and he/she has authority to bind the operator.

Jane Lowrie  
 \_\_\_\_\_  
 Name (print)  
 Lagasco Inc.  
 \_\_\_\_\_  
 Company  
 31/01/2024  
 \_\_\_\_\_  
 Date (day/month/year)

  
 \_\_\_\_\_  
 Signature  
 \_\_\_\_\_  
 President  
 \_\_\_\_\_  
 Title



# Annual Report of Monthly Injection

For the Year **2023**

Form 6

To the Minister of Natural Resources and Forestry

v 2009-05-31

Operator: Lagasco Inc.	Tel. # 519-433-7710	Fax # 519-433-7588
Address: 2807 Woodhull Rd, London, ON, N6K 4S4		

**This form only applies to fluid injection for secondary recovery.**

All injection wells must be reported and all injection must be reported. If space is insufficient attach additional forms.

Well Name: Bradford Oil No. 10, S Sabjan No. 10, (6-10)	Source Pool: Rodney pool, Glacial till
Township: Aldborough	Source Formation: Columbus, Glacial till
Lot 5 Concession V	Injection Fluid Type: Produced and fresh water
Well Licence No.: T009190	Injection Formation: Columbus
Well Status - Mode*: Active	Injection Pool: Rodney Unit
Injection Permit No. 19-1	


\* As of Dec. 31 - active, suspended, abandoned, potential

Description of fluid treatment prior to injection: Filtered

Month	Volume Injected (m <sup>3</sup> )	Average Daily Injection Pressure (kPag at wellhead)	Days on Injection
Jan	28.2	up to 2900kPa	31
Feb	27.1	up to 2900kPa	28
Mar	27.5	up to 2900kPa	31
April	30.3	up to 2900kPa	30
May	20.7	up to 2900kPa	31
June	28.8	up to 2900kPa	30
July	40.0	up to 2900kPa	31
Aug	23.1	up to 2900kPa	31
Sep	18.7	up to 2900kPa	30
Oct	24.4	up to 2900kPa	31
Nov	26.1	up to 2900kPa	30
Dec	27.0	up to 2900kPa	31
Total	322.0		365.00

The undersigned certifies that the information provided herein is complete and accurate and he/she has authority to bind the operator.

Jane Lowrie  
 \_\_\_\_\_  
 Name (print)  
 Lagasco Inc.  
 \_\_\_\_\_  
 Company  
 31/01/2024  
 \_\_\_\_\_  
 Date (day/month/year)

  
 \_\_\_\_\_  
 Signature  
 \_\_\_\_\_  
 President  
 \_\_\_\_\_  
 Title



# Annual Report of Monthly Injection

For the Year **2023**

Form 6

To the Minister of Natural Resources and Forestry

v 2009-05-31

Operator: Lagasco Inc.	Tel. # 519-433-7710	Fax # 519-433-7588
Address: 2807 Woodhull Rd, London, ON, N6K 4S4		

**This form only applies to fluid injection for secondary recovery.**

All injection wells must be reported and all injection must be reported. If space is insufficient attach additional forms.

Well Name: Canada-Cities No 2, S Sabjan No.13, (6-13)	Source Pool: Rodney pool, Glacial till
Township: Aldborough	Source Formation: Columbus, Glacial till
Lot 5 Concession V	Injection Fluid Type: Produced and fresh water
Well Licence No.: T001083	Injection Formation: Columbus
Well Status - Mode*: Active	Injection Pool: Rodney Unit
Injection Permit No. 19-1	


\* As of Dec. 31 - active, suspended, abandoned, potential

Description of fluid treatment prior to injection: Filtered

Month	Volume Injected (m <sup>3</sup> )	Average Daily Injection Pressure (kPag at wellhead)	Days on Injection
Jan	103.2	up to 2900kPa	31
Feb	99.5	up to 2900kPa	28
Mar	101.0	up to 2900kPa	31
April	111.2	up to 2900kPa	30
May	75.9	up to 2900kPa	31
June	105.7	up to 2900kPa	30
July	146.7	up to 2900kPa	31
Aug	84.8	up to 2900kPa	31
Sep	68.5	up to 2900kPa	30
Oct	89.6	up to 2900kPa	31
Nov	95.6	up to 2900kPa	30
Dec	98.9	up to 2900kPa	31
Total	1180.6		365.00

The undersigned certifies that the information provided herein is complete and accurate and he/she has authority to bind the operator.

Jane Lowrie  
 \_\_\_\_\_  
 Name (print)  
 Lagasco Inc.  
 \_\_\_\_\_  
 Company  
 31/01/2024  
 \_\_\_\_\_  
 Date (day/month/year)

  
 \_\_\_\_\_  
 Signature  
 \_\_\_\_\_  
 President  
 \_\_\_\_\_  
 Title



# Annual Report of Monthly Injection

For the Year **2023**

Form 6

To the Minister of Natural Resources and Forestry

v.2009-05-31

Operator: Lagasco Inc.	Tel. # 519-433-7710	Fax # 519-433-7588
Address: 2807 Woodhull Rd, London, ON, N6K 4S4		

**This form only applies to fluid injection for secondary recovery.**

All injection wells must be reported and all injection must be reported. If space is insufficient attach additional forms

Well Name: Aldborough No 6, F. Wright No.6, (10-6)	Source Pool: Rodney pool, Glacial till
Township: Aldborough	Source Formation: Columbus, Glacial till
Lot 5 Concession VI	Injection Fluid Type: Produced and fresh water
Well Licence No.: T009184	Injection Formation: Columbus
Well Status - Mode*: Active	Injection Pool: Rodney Unit
Injection Permit No. 19-1	


\* As of Dec. 31 - active, suspended, abandoned, potential

Description of fluid treatment prior to injection: Filtered

Month	Volume Injected (m <sup>3</sup> )	Average Daily Injection Pressure (kPag at wellhead)	Days on Injection
Jan	175.2	up to 2900kPa	31
Feb	168.9	up to 2900kPa	28
Mar	171.3	up to 2900kPa	31
April	188.7	up to 2900kPa	30
May	128.7	up to 2900kPa	31
June	179.3	up to 2900kPa	30
July	249.0	up to 2900kPa	31
Aug	143.9	up to 2900kPa	31
Sep	116.3	up to 2900kPa	30
Oct	152.1	up to 2900kPa	31
Nov	162.2	up to 2900kPa	30
Dec	167.9	up to 2900kPa	31
Total	2003.5		365.00

The undersigned certifies that the information provided herein is complete and accurate and he/she has authority to bind the operator

Jane Lowrie  
 \_\_\_\_\_  
 Name (print)  
 Lagasco Inc.  
 \_\_\_\_\_  
 Company  
 31/01/2024  
 \_\_\_\_\_  
 Date (day/month/year)

  
 \_\_\_\_\_  
 Signature  
 \_\_\_\_\_  
 President  
 \_\_\_\_\_  
 Title



# Annual Report of Monthly Injection

For the Year **2023**

Form 6

To the Minister of Natural Resources and Forestry

v. 2009-05-31

Operator: Lagasco Inc.	Tel. # 519-433-7710	Fax # 519-433-7588
Address: 2807 Woodhull Rd, London, ON, N6K 4S4		

**This form only applies to fluid injection for secondary recovery.**

All injection wells must be reported and all injection must be reported. If space is insufficient attach additional forms.

Well Name: Can. Cities No 12, A.Wright #9, (10-9)	Source Pool: Rodney pool, Glacial till
Township: Aldborough	Source Formation: Columbus, Glacial till
Lot 5 Concession VI	Injection Fluid Type: Produced and fresh water
Well Licence No.: T001751	Injection Formation: Columbus
Well Status - Mode*: Active	Injection Pool: Rodney Unit
Injection Permit No. 19-1	


\* As of Dec. 31 - active, suspended, abandoned, potential

Description of fluid treatment prior to injection: Filtered

Month	Volume Injected (m <sup>3</sup> )	Average Daily Injection Pressure (kPag at wellhead)	Days on Injection
Jan	159.6	up to 2900kPa	31
Feb	153.8	up to 2900kPa	28
Mar	156.0	up to 2900kPa	31
April	171.8	up to 2900kPa	30
May	117.2	up to 2900kPa	31
June	163.3	up to 2900kPa	30
July	226.8	up to 2900kPa	31
Aug	131.1	up to 2900kPa	31
Sep	105.9	up to 2900kPa	30
Oct	138.5	up to 2900kPa	31
Nov	147.7	up to 2900kPa	30
Dec	152.9	up to 2900kPa	31
Total	1824.6		365.00

The undersigned certifies that the information provided herein is complete and accurate and he/she has authority to bind the operator

Jane Lowrie  
 \_\_\_\_\_  
 Name (print)  
 Lagasco Inc  
 \_\_\_\_\_  
 Company  
 31/01/2024  
 \_\_\_\_\_  
 Date (day/month/year)

  
 \_\_\_\_\_  
 Signature  
 \_\_\_\_\_  
 President  
 \_\_\_\_\_  
 Title



# Annual Report of Monthly Injection

For the Year 2023

Form 6

To the Minister of Natural Resources and Forestry

v. 2009-05-31

Operator: Lagasco Inc.	Tel. # 519-433-7710	Fax # 519-433-7588
Address: 2807 Woodhull Rd, London, ON, N6K 4S4		

**This form only applies to fluid injection for secondary recovery.**

All injection wells must be reported and all injection must be reported. If space is insufficient attach additional forms.

Well Name: Felmont Oil, John D. Graham No 5, (2-5)	Source Pool: Rodney pool, Glacial till
Township: Aldborough	Source Formation: Columbus, Glacial till
Lot 6 Concession IV	Injection Fluid Type: Produced and fresh water
Well Licence No.: T009195	Injection Formation: Columbus
Well Status - Mode*: Active	Injection Pool: Rodney Unit
Injection Permit No. 19-1	


\* As of Dec. 31 - active, suspended, abandoned, potential

Description of fluid treatment prior to injection: Filtered

Month	Volume Injected (m <sup>3</sup> )	Average Daily Injection Pressure (kPag at wellhead)	Days on Injection
Jan	112.6	up to 2900kPa	31
Feb	108.6	up to 2900kPa	28
Mar	110.1	up to 2900kPa	31
April	121.3	up to 2900kPa	30
May	82.8	up to 2900kPa	31
June	119.5	up to 2900kPa	30
July	289.9	up to 2900kPa	31
Aug	95.1	up to 2900kPa	31
Sep	76.8	up to 2900kPa	30
Oct	100.5	up to 2900kPa	31
Nov	107.2	up to 2900kPa	30
Dec	110.9	up to 2900kPa	31
Total	1435.3		365.00

The undersigned certifies that the information provided herein is complete and accurate and he/she has authority to bind the operator

Jane Lowrie  
 Name (print)  
 Lagasco Inc.  
 Company  
 31/01/2024  
 Date (day/month/year)

  
 Signature  
 President  
 Title



# Annual Report of Monthly Injection

For the Year **2023**

Form 6

To the Minister of Natural Resources and Forestry

v 2009-05-31

Operator: Lagasco Inc.	Tel. # 519-433-7710	Fax # 519-433-7588
Address: 2807 Woodhull Rd, London, ON, N6K 4S4		

**This form only applies to fluid injection for secondary recovery.**

All injection wells must be reported and all injection must be reported. If space is insufficient attach additional forms.

Well Name: Felmont Oil, J. D. Graham No.6, (2-6)	Source Pool: Rodney pool, Glacial till
Township: Aldborough	Source Formation: Columbus, Glacial till
Lot 6 Concession IV	Injection Fluid Type: Produced and fresh water
Well Licence No.: T009222	Injection Formation: Columbus
Well Status - Mode*: Active	Injection Pool: Rodney Unit
Injection Permit No. 19-1	


\* As of Dec. 31 - active, suspended, abandoned, potential

Description of fluid treatment prior to injection: Filtered

Month	Volume Injected (m <sup>3</sup> )	Average Daily Injection Pressure (kPag at wellhead)	Days on Injection
Jan	75.1	up to 2900kPa	31
Feb	72.4	up to 2900kPa	28
Mar	73.4	up to 2900kPa	31
April	80.9	up to 2900kPa	30
May	55.2	up to 2900kPa	31
June	76.8	up to 2900kPa	30
July	154.2	up to 2900kPa	31
Aug	92.5	up to 2900kPa	31
Sep	74.8	up to 2900kPa	30
Oct	100.6	up to 2900kPa	31
Nov	115.9	up to 2900kPa	30
Dec	119.9	up to 2900kPa	31
Total	1091.6		365.00

The undersigned certifies that the information provided herein is complete and accurate and he/she has authority to bind the operator.

Jane Lowrie  
 Name (print)  
 Lagasco Inc.  
 Company  
 31/01/2024  
 Date (day/month/year)

  
 Signature  
 President  
 Title



# Annual Report of Monthly Injection

For the Year 2023

Form 6

To the Minister of Natural Resources and Forestry

v.2009-05-31

Operator: Lagasco Inc.	Tel. # 519-433-7710	Fax # 519-433-7588
Address: 2807 Woodhull Rd, London, ON, N6K 4S4		

**This form only applies to fluid injection for secondary recovery.**

All injection wells must be reported and all injection must be reported. If space is insufficient attach additional forms.

Well Name: Felmont Oil, John D. Graham No.9, (2-9)	Source Pool: Rodney pool, Glacial till
Township: Aldborough	Source Formation: Columbus, Glacial till
Lot 6 Concession IV	Injection Fluid Type: Produced and fresh water
Well Licence No.: T009220	Injection Formation: Columbus
Well Status - Mode*: Active	Injection Pool: Rodney Unit
Injection Permit No. 19-1	


\* As of Dec. 31 - active, suspended, abandoned, potential

Description of fluid treatment prior to injection: Filtered

Month	Volume Injected (m <sup>3</sup> )	Average Daily Injection Pressure (kPag at wellhead)	Days on Injection
Jan	125.1	up to 2900kPa	31
Feb	120.6	up to 2900kPa	28
Mar	122.4	up to 2900kPa	31
April	134.8	up to 2900kPa	30
May	92.0	up to 2900kPa	31
June	128.1	up to 2900kPa	30
July	177.8	up to 2900kPa	31
Aug	102.8	up to 2900kPa	31
Sep	83.1	up to 2900kPa	30
Oct	108.6	up to 2900kPa	31
Nov	115.9	up to 2900kPa	30
Dec	119.9	up to 2900kPa	31
<b>Total</b>	<b>1431.1</b>		<b>365.00</b>

The undersigned certifies that the information provided herein is complete and accurate and he/she has authority to bind the operator

Jane Lowrie  
 Name (print)  
 Lagasco Inc.  
 Company  
 31/01/2024  
 Date (day/month/year)

  
 Signature  
 President  
 Title



# Annual Report of Monthly Injection

For the Year 2023

Form 6

To the Minister of Natural Resources and Forestry

v 2009-05-31

Operator: Lagasco Inc.	Tel. # 519-433-7710	Fax # 519-433-7588
Address: 2807 Woodhull Rd, London, ON, N6K 4S4		

**This form only applies to fluid injection for secondary recovery.**

All injection wells must be reported and all injection must be reported. If space is insufficient attach additional forms

Well Name: Felmont Oil, John D. Graham No 10, (2-10)	Source Pool: Rodney pool, Glacial till
Township: Aldborough	Source Formation: Columbus, Glacial till
Lot 6 Concession IV	Injection Fluid Type: Produced and fresh water
Well Licence No.: T009219	Injection Formation: Columbus
Well Status - Mode*: Active	Injection Pool: Rodney Unit
Injection Permit No. 19-1	


\* As of Dec. 31 - active, suspended, abandoned, potential

Description of fluid treatment prior to injection: Filtered

Month	Volume Injected (m <sup>3</sup> )	Average Daily Injection Pressure (kPag at wellhead)	Days on Injection
Jan	87.6	up to 2900kPa	31
Feb	84.4	up to 2900kPa	28
Mar	85.7	up to 2900kPa	31
April	94.3	up to 2900kPa	30
May	64.4	up to 2900kPa	31
June	89.6	up to 2900kPa	30
July	124.5	up to 2900kPa	31
Aug	72.0	up to 2900kPa	31
Sep	58.1	up to 2900kPa	30
Oct	76.1	up to 2900kPa	31
Nov	81.1	up to 2900kPa	30
Dec	83.9	up to 2900kPa	31
Total	1001.7		365.00

The undersigned certifies that the information provided herein is complete and accurate and he/she has authority to bind the operator.

Jane Lowrie  
 Name (print)  
 Lagasco Inc.  
 Company  
 31/01/2024  
 Date (day/month/year)

  
 Signature  
 President  
 Title



# Annual Report of Monthly Injection

For the Year 2023

Form 6

To the Minister of Natural Resources and Forestry

v 2009-05-31

Operator: Lagasco Inc.	Tel. # 519-433-7710	Fax # 519-433-7588
Address: 2807 Woodhull Rd, London, ON, N6K 4S4		

**This form only applies to fluid injection for secondary recovery.**

All injection wells must be reported and all injection must be reported. If space is insufficient attach additional forms.

Well Name: John D. Graham No 12, (2-12)	Source Pool: Rodney pool, Glacial till
Township: Aldborough	Source Formation: Columbus, Glacial till
Lot 6 Concession IV	Injection Fluid Type: Produced and fresh water
Well Licence No.: T001170	Injection Formation: Columbus
Well Status - Mode*: Active	Injection Pool: Rodney Unit
Injection Permit No. 19-1	


\* As of Dec. 31 - active, suspended, abandoned, potential

Description of fluid treatment prior to injection: Filtered

Month	Volume Injected (m <sup>3</sup> )	Average Daily Injection Pressure (kPag at wellhead)	Days on Injection
Jan	187.7	up to 2900kPa	31
Feb	180.9	up to 2900kPa	28
Mar	183.5	up to 2900kPa	31
April	202.1	up to 2900kPa	30
May	137.9	up to 2900kPa	31
June	121.7	up to 2900kPa	30
July	121.1	up to 2900kPa	31
Aug	64.2	up to 2900kPa	31
Sep	65.8	up to 2900kPa	30
Oct	86.8	up to 2900kPa	31
Nov	84.0	up to 2900kPa	30
Dec	86.9	up to 2900kPa	31
<b>Total</b>	<b>1522.8</b>		<b>365.00</b>

The undersigned certifies that the information provided herein is complete and accurate and he/she has authority to bind the operator.

Jane Lowrie  
 Name (print)  
 Lagasco Inc.  
 Company  
 31/01/2024  
 Date (day/month/year)

  
 Signature  
 President  
 Title



# Annual Report of Monthly Injection

For the Year **2023**

Form 6

To the Minister of Natural Resources and Forestry

v 2009-05-31

Operator: Lagasco Inc.	Tel. # 519-433-7710	Fax # 519-433-7588
Address: 2807 Woodhull Rd, London, ON, N6K 4S4		

**This form only applies to fluid injection for secondary recovery.**

All injection wells must be reported and all injection must be reported. If space is insufficient attach additional forms.

Well Name: John D. Graham No 13, (2-13)	Source Pool: Rodney pool, Glacial till
Township: Aldborough	Source Formation: Columbus, Glacial till
Lot 6 Concession IV	Injection Fluid Type: Produced and fresh water
Well Licence No.: T001115	Injection Formation: Columbus
Well Status - Mode*: Suspended	Injection Pool: Rodney Unit
Injection Permit No. 19-1	


\* As of Dec. 31 - active, suspended, abandoned, potential

Description of fluid treatment prior to injection: Filtered

Month	Volume Injected (m <sup>3</sup> )	Average Daily Injection Pressure (kPag at wellhead)	Days on Injection
Jan	78.2	up to 2900kPa	31
Feb	75.4	up to 2900kPa	28
Mar	76.5	up to 2900kPa	31
April	84.2	up to 2900kPa	30
May	57.5	up to 2900kPa	31
June	80.0	up to 2900kPa	30
July	111.2	up to 2900kPa	31
Aug	64.2	up to 2900kPa	31
Sep	51.9	up to 2900kPa	30
Oct	67.9	up to 2900kPa	31
Nov	72.4	up to 2900kPa	30
Dec	74.9	up to 2900kPa	31
Total	894.4		365.00

The undersigned certifies that the information provided herein is complete and accurate and he/she has authority to bind the operator.

Jane Lowrie  
 Name (print)  
 Lagasco Inc.  
 Company  
 31/01/2024  
 Date (day/month/year)

  
 Signature  
 President  
 Title



# Annual Report of Monthly Injection

For the Year **2023**

Form 6

To the Minister of Natural Resources and Forestry

v 2009-05-31

Operator: Lagasco Inc.	Tel. # 519-433-7710	Fax # 519-433-7588
Address: 2807 Woodhull Rd, London, ON, N6K 4S4		

**This form only applies to fluid injection for secondary recovery.**

All injection wells must be reported and all injection must be reported. If space is insufficient attach additional forms.

Well Name: Richfield Oil Co.No 12, Gillies No.3, (7-3)	Source Pool: Rodney pool, Glacial till
Township: Aldborough	Source Formation: Columbus, Glacial till
Lot 6 Concession V	Injection Fluid Type: Produced and fresh water
Well Licence No.: T009183	Injection Formation: Columbus
Well Status - Mode*: Active	Injection Pool: Rodney Unit
Injection Permit No. 19-1	


\* As of Dec. 31 - active, suspended, abandoned, potential

Description of fluid treatment prior to injection: Filtered

Month	Volume Injected (m <sup>3</sup> )	Average Daily Injection Pressure (kPag at wellhead)	Days on Injection
Jan	25.0	up to 2900kPa	31
Feb	24.1	up to 2900kPa	28
Mar	24.5	up to 2900kPa	31
April	27.0	up to 2900kPa	30
May	18.4	up to 2900kPa	31
June	25.6	up to 2900kPa	30
July	35.6	up to 2900kPa	31
Aug	20.6	up to 2900kPa	31
Sep	16.6	up to 2900kPa	30
Oct	21.7	up to 2900kPa	31
Nov	23.2	up to 2900kPa	30
Dec	24.0	up to 2900kPa	31
<b>Total</b>	<b>286.2</b>		<b>365.00</b>

The undersigned certifies that the information provided herein is complete and accurate and he/she has authority to bind the operator.

Jane Lowrie  
 Name (print)  
 Lagasco Inc.  
 Company  
 31/01/2024  
 Date (day/month/year)

  
 Signature  
 President  
 Title



# Annual Report of Monthly Injection

For the Year 2023

Form 6

To the Minister of Natural Resources and Forestry

v 2009-05-31

Operator: Lagasco Inc.	Tel. # 519-433-7710	Fax # 519-433-7588
Address: 2807 Woodhull Rd, London, ON, N6K 4S4		

**This form only applies to fluid injection for secondary recovery.**

All injection wells must be reported and all injection must be reported. If space is insufficient attach additional forms.

Well Name: Richfield Oil & Gas No 18, A Gillies No 6, (7-6)	Source Pool: Rodney pool, Glacial till
Township: Aldborough	Source Formation: Columbus, Glacial till
Lot 6 Concession V	Injection Fluid Type: Produced and fresh water
Well Licence No.: T009180	Injection Formation: Columbus
Well Status - Mode*: Active	Injection Pool: Rodney Unit
Injection Permit No. 19-1	


\* As of Dec. 31 - active, suspended, abandoned, potential

Description of fluid treatment prior to injection: Filtered

Month	Volume Injected (m <sup>3</sup> )	Average Daily Injection Pressure (kPag at wellhead)	Days on Injection
Jan	297.2	up to 2900kPa	31
Feb	286.5	up to 2900kPa	28
Mar	290.6	up to 2900kPa	31
April	320.0	up to 2900kPa	30
May	218.4	up to 2900kPa	31
June	304.2	up to 2900kPa	30
July	299.8	up to 2900kPa	31
Aug	0.0	up to 2900kPa	0
Sep	0.0	up to 2900kPa	0
Oct	0.0	up to 2900kPa	0
Nov	0.0	up to 2900kPa	0
Dec	0.0	up to 2900kPa	0
<b>Total</b>	<b>2016.7</b>		<b>212.00</b>

The undersigned certifies that the information provided herein is complete and accurate and he/she has authority to bind the operator

Jane Lowrie  
 \_\_\_\_\_  
 Name (print)  
 Lagasco Inc.  
 \_\_\_\_\_  
 Company  
 31/01/2024  
 \_\_\_\_\_  
 Date (day/month/year)

  
 \_\_\_\_\_  
 Signature  
 \_\_\_\_\_  
 President  
 \_\_\_\_\_  
 Title



# Annual Report of Monthly Injection

For the Year **2023**

Form 6

To the Minister of Natural Resources and Forestry

v.2009-05-31

Operator: Lagasco Inc.	Tel. # 519-433-7710	Fax # 519-433-7588
Address: 2807 Woodhull Rd, London, ON, N6K 4S4		

**This form only applies to fluid injection for secondary recovery.**

All injection wells must be reported and all injection must be reported. If space is insufficient attach additional forms.

Well Name: Richfield Oil & Gas No.21,A.Gillies No.8, (7-8)	Source Pool: Rodney pool, Glacial till
Township: Aldborough	Source Formation: Columbus, Glacial till
Lot 6 Concession V	Injection Fluid Type: Produced and fresh water
Well Licence No.: T009178	Injection Formation: Columbus
Well Status - Mode*: Active	Injection Pool: Rodney Unit
Injection Permit No. 19-1	


\* As of Dec. 31 - active, suspended, abandoned, potential

Description of fluid treatment prior to injection: Filtered

Month	Volume Injected (m <sup>3</sup> )	Average Daily Injection Pressure (kPag at wellhead)	Days on Injection
Jan	344.1	up to 2900kPa	31
Feb	118.5	up to 2900kPa	28
Mar	0.0	up to 2900kPa	0
April	0.0	up to 2900kPa	0
May	0.0	up to 2900kPa	0
June	0.0	up to 2900kPa	0
July	0.0	up to 2900kPa	0
Aug	0.0	up to 2900kPa	0
Sep	0.0	up to 2900kPa	0
Oct	7.0	up to 2900kPa	31
Nov	29.0	up to 2900kPa	30
Dec	30.0	up to 2900kPa	31
Total	528.6		151.00

The undersigned certifies that the information provided herein is complete and accurate and he/she has authority to bind the operator.

Jane Lowrie  
 Name (print)  
 Lagasco Inc  
 Company  
 31/01/2024  
 Date (day/month/year)

  
 Signature  
 President  
 Title



## Annual Report of Monthly Injection

For the Year **2023**

Form 6

To the Minister of Natural Resources and Forestry

v 2009-05-31

Operator: Lagasco Inc.	Tel. # 519-433-7710	Fax # 519-433-7588
Address: 2807 Woodhull Rd, London, ON, N6K 4S4		

***This form only applies to fluid injection for secondary recovery.***

All injection wells must be reported and all injection must be reported. If space is insufficient attach additional forms.

Well Name:	Richfield Oil & Gas No 23, A Gillies No 10, (7-10)		Source Pool:	Rodney pool, Glacial till	
Township:	Aldborough		Source Formation:	Columbus, Glacial till	
Lot	6	Concession	V	Injection Fluid Type:	Produced and fresh water
Well Licence No.:	T009176		Injection Formation:	Columbus	
Well Status - Mode*:	Sus		Injection Pool:	Rodney Unit	
Injection Permit No.	19-1				


\* As of Dec. 31 - active, suspended, abandoned, potential

Description of fluid treatment prior to injection:	Filtered

Month	Volume Injected (m <sup>3</sup> )	Average Daily Injection Pressure (kPag at wellhead)	Days on Injection
Jan	0.0	up to 2900kPa	0
Feb	0.0	up to 2900kPa	0
Mar	0.0	up to 2900kPa	0
April	0.0	up to 2900kPa	0
May	0.0	up to 2900kPa	0
June	0.0	up to 2900kPa	0
July	0.0	up to 2900kPa	0
Aug	0.0	up to 2900kPa	0
Sep	0.0	up to 2900kPa	0
Oct	0.0	up to 2900kPa	0
Nov	0.0	up to 2900kPa	0
Dec	0.0	up to 2900kPa	0
Total	0.0		0.00

The undersigned certifies that the information provided herein is complete and accurate and he/she has authority to bind the operator.

Jane Lowrie  
 \_\_\_\_\_  
 Name (print)  
 Lagasco Inc.  
 \_\_\_\_\_  
 Company  
 31/01/2024  
 \_\_\_\_\_  
 Date (day/month/year)

  
 \_\_\_\_\_  
 Signature  
 \_\_\_\_\_  
 President  
 \_\_\_\_\_  
 Title



# Annual Report of Monthly Injection

For the Year 2023

Form 6

To the Minister of Natural Resources and Forestry

v 2009-05-31

Operator: Lagasco Inc.	Tel. # 519-433-7710	Fax # 519-433-7588
Address: 2807 Woodhull Rd, London, ON, N6K 4S4		

**This form only applies to fluid injection for secondary recovery.**

All injection wells must be reported and all injection must be reported. If space is insufficient attach additional forms.

Well Name: Felmont Oil #19, A Gillies No. 14, (7-14)	Source Pool: Rodney pool, Glacial till
Township: Aldborough	Source Formation: Columbus, Glacial till
Lot 6 Concession V	Injection Fluid Type: Produced and fresh water
Well Licence No.: T009172	Injection Formation: Columbus
Well Status - Mode*: Active	Injection Pool: Rodney Unit
Injection Permit No. 19-1	


\* As of Dec. 31 - active, suspended, abandoned, potential

Description of fluid treatment prior to injection: Filtered

Month	Volume Injected (m <sup>3</sup> )	Average Daily Injection Pressure (kPag at wellhead)	Days on Injection
Jan	106.4	up to 2900kPa	31
Feb	36.6	up to 2900kPa	28
Mar	0.0	up to 2900kPa	0
April	0.0	up to 2900kPa	0
May	0.0	up to 2900kPa	0
June	0.0	up to 2900kPa	0
July	25.8	up to 2900kPa	31
Aug	51.4	up to 2900kPa	31
Sep	41.5	up to 2900kPa	30
Oct	54.3	up to 2900kPa	31
Nov	57.9	up to 2900kPa	30
Dec	60.0	up to 2900kPa	31
<b>Total</b>	<b>434.0</b>		<b>243.00</b>

The undersigned certifies that the information provided herein is complete and accurate and he/she has authority to bind the operator

Jane Lowrie  
 \_\_\_\_\_  
 Name (print)  
 Lagasco Inc.  
 \_\_\_\_\_  
 Company  
 31/01/2024  
 \_\_\_\_\_  
 Date (day/month/year)

  
 \_\_\_\_\_  
 Signature  
 \_\_\_\_\_  
 President  
 \_\_\_\_\_  
 Title



# Annual Report of Monthly Injection

For the Year **2023**

Form 6

To the Minister of Natural Resources and Forestry

v.2009-05-31

Operator: Lagasco Inc.	Tel. # 519-433-7710	Fax # 519-433-7588
Address: 2807 Woodhull Rd, London, ON, N6K 4S4		

**This form only applies to fluid injection for secondary recovery.**

All injection wells must be reported and all injection must be reported. If space is insufficient attach additional forms.

Well Name: Can Cities No 1, A Gillies No 17, (7-17)	Source Pool: Rodney pool, Glacial till
Township: Aldborough	Source Formation: Columbus, Glacial till
Lot 6 Concession V	Injection Fluid Type: Produced and fresh water
Well Licence No.: T000996	Injection Formation: Columbus
Well Status - Mode*: Active	Injection Pool: Rodney Unit
Injection Permit No. 19-1	


\* As of Dec. 31 - active, suspended, abandoned, potential

Description of fluid treatment prior to injection: Filtered

Month	Volume Injected (m <sup>3</sup> )	Average Daily Injection Pressure (kPag at wellhead)	Days on Injection
Jan	187.7	up to 2900kPa	31
Feb	180.9	up to 2900kPa	28
Mar	183.5	up to 2900kPa	31
April	202.1	up to 2900kPa	30
May	137.9	up to 2900kPa	31
June	266.8	up to 2900kPa	30
July	477.7	up to 2900kPa	31
Aug	293.0	up to 2900kPa	31
Sep	236.7	up to 2900kPa	30
Oct	294.9	up to 2900kPa	31
Nov	269.4	up to 2900kPa	30
Dec	278.8	up to 2900kPa	31
Total	3009.7		365.00

The undersigned certifies that the information provided herein is complete and accurate and he/she has authority to bind the operator.

Jane Lowrie  
 \_\_\_\_\_  
 Name (print)  
 Lagasco Inc.  
 \_\_\_\_\_  
 Company  
 31/01/2024  
 \_\_\_\_\_  
 Date (day/month/year)

  
 \_\_\_\_\_  
 Signature  
 \_\_\_\_\_  
 President  
 \_\_\_\_\_  
 Title



# Annual Report of Monthly Injection

For the Year 2023

Form 6

To the Minister of Natural Resources and Forestry

v 2009-05-31

Operator: Lagasco Inc.	Tel. # 519-433-7710	Fax # 519-433-7588
Address: 2807 Woodhull Rd, London, ON, N6K 4S4		

**This form only applies to fluid injection for secondary recovery.**

All injection wells must be reported and all injection must be reported. If space is insufficient attach additional forms.

Well Name: Can.Cities No 13,A Gillies No 18, (7-18)	Source Pool: Rodney pool, Glacial till
Township: Aldborough	Source Formation: Columbus, Glacial till
Lot 6 Concession V	Injection Fluid Type: Produced and fresh water
Well Licence No.: T001768	Injection Formation: Columbus
Well Status - Mode*: Active	Injection Pool: Rodney Unit
Injection Permit No. 19-1	


\* As of Dec. 31 - active, suspended, abandoned, potential

Description of fluid treatment prior to injection: Filtered

Month	Volume Injected (m <sup>3</sup> )	Average Daily Injection Pressure (kPag at wellhead)	Days on Injection
Jan	25.0	up to 2900kPa	31
Feb	24.1	up to 2900kPa	28
Mar	24.5	up to 2900kPa	31
April	27.0	up to 2900kPa	30
May	18.4	up to 2900kPa	31
June	25.6	up to 2900kPa	30
July	35.6	up to 2900kPa	31
Aug	20.6	up to 2900kPa	31
Sep	16.6	up to 2900kPa	30
Oct	21.7	up to 2900kPa	31
Nov	23.2	up to 2900kPa	30
Dec	24.0	up to 2900kPa	31
<b>Total</b>	<b>286.2</b>		<b>365.00</b>

The undersigned certifies that the information provided herein is complete and accurate and he/she has authority to bind the operator.

Jane Lowrie  
 Name (print)  
 Lagasco Inc  
 Company  
 31/01/2024  
 Date (day/month/year)

  
 Signature  
 President  
 Title



# Annual Report of Monthly Injection

For the Year 2023

Form 6

To the Minister of Natural Resources and Forestry

v 2009-05-31

Operator: Lagasco Inc.	Tel. # 519-433-7710	Fax # 519-433-7588
Address: 2807 Woodhull Rd, London, ON, N6K 4S4		

**This form only applies to fluid injection for secondary recovery.**

All injection wells must be reported and all injection must be reported. If space is insufficient attach additional forms.

Well Name: Crown Oil & Gas, A McCallum No.3, (8-3)	Source Pool: Rodney pool, Glacial till
Township: Aldborough	Source Formation: Columbus, Glacial till
Lot 6 Concession V	Injection Fluid Type: Produced and fresh water
Well Licence No.: T009168	Injection Formation: Columbus
Well Status - Mode*: Active	Injection Pool: Rodney Unit
Injection Permit No. 19-1	


\* As of Dec. 31 - active, suspended, abandoned, potential

Description of fluid treatment prior to injection: Filtered

Month	Volume Injected (m <sup>3</sup> )	Average Daily Injection Pressure (kPag at wellhead)	Days on Injection
Jan	203.4	up to 2900kPa	31
Feb	196.0	up to 2900kPa	28
Mar	198.8	up to 2900kPa	31
April	219.0	up to 2900kPa	30
May	149.4	up to 2900kPa	31
June	308.4	up to 2900kPa	30
July	511.7	up to 2900kPa	31
Aug	293.0	up to 2900kPa	31
Sep	236.7	up to 2900kPa	30
Oct	308.9	up to 2900kPa	31
Nov	303.5	up to 2900kPa	30
Dec	299.8	up to 2900kPa	31
Total	3228.7		365.00

The undersigned certifies that the information provided herein is complete and accurate and he/she has authority to bind the operator.

Jane Lowrie  
 \_\_\_\_\_  
 Name (print)  
 Lagasco Inc.  
 \_\_\_\_\_  
 Company  
 31/01/2024  
 \_\_\_\_\_  
 Date (day/month/year)

  
 \_\_\_\_\_  
 Signature  
 \_\_\_\_\_  
 President  
 \_\_\_\_\_  
 Title



# Annual Report of Monthly Injection

For the Year 2023

Form 6

To the Minister of Natural Resources and Forestry

v.2009-05-31

Operator: Lagasco Inc.	Tel. # 519-433-7710	Fax # 519-433-7588
Address: 2807 Woodhull Rd, London, ON, N6K 4S4		

**This form only applies to fluid injection for secondary recovery.**

All injection wells must be reported and all injection must be reported. If space is insufficient attach additional forms.

Well Name: Crown Oil & Gas #8,A,McCallum No 8, (8-8)	Source Pool: Rodney pool, Glacial till
Township: Aldborough	Source Formation: Columbus, Glacial till
Lot 6 Concession V	Injection Fluid Type: Produced and fresh water
Well Licence No.: T009167	Injection Formation: Columbus
Well Status - Mode*: Active	Injection Pool: Rodney Unit
Injection Permit No. 19-1	

\* As of Dec. 31 - active, suspended, abandoned, potential

Description of fluid treatment prior to injection: Filtered

Month	Volume Injected (m <sup>3</sup> )	Average Daily Injection Pressure (kPag at wellhead)	Days on Injection
Jan	31.3	up to 2900kPa	31
Feb	30.2	up to 2900kPa	28
Mar	30.6	up to 2900kPa	31
April	33.7	up to 2900kPa	30
May	23.0	up to 2900kPa	31
June	32.0	up to 2900kPa	30
July	44.5	up to 2900kPa	31
Aug	25.7	up to 2900kPa	31
Sep	20.8	up to 2900kPa	30
Oct	27.2	up to 2900kPa	31
Nov	29.0	up to 2900kPa	30
Dec	30.0	up to 2900kPa	31
Total	357.8		365.00

The undersigned certifies that the information provided herein is complete and accurate and he/she has authority to bind the operator

Jane Lowrie  
 Name (print)  
 Lagasco Inc.  
 Company  
 31/01/2024  
 Date (day/month/year)

  
 Signature  
 President  
 Title



# Annual Report of Monthly Injection

For the Year **2023**

Form 6

To the Minister of Natural Resources and Forestry

v 2009-05-31

Operator: Lagasco Inc.	Tel. # 519-433-7710	Fax # 519-433-7588
Address: 2807 Woodhull Rd, London, ON, N6K 4S4		

**This form only applies to fluid injection for secondary recovery.**

All injection wells must be reported and all injection must be reported. If space is insufficient attach additional forms.

Well Name:	Bradford Oil & Gas No 13, McCallum No 9, (8-9)	Source Pool:	Rodney pool, Glacial till
Township:	Aldborough	Source Formation:	Columbus, Glacial till
Lot	6	Concession	V
Well Licence No.:	T009166	Injection Fluid Type:	Produced and fresh water
Well Status - Mode*:	Active	Injection Formation:	Columbus
Injection Permit No.	19-1	Injection Pool:	Rodney Unit


\* As of Dec. 31 - active, suspended, abandoned, potential

Description of fluid treatment prior to injection:	Filtered

Month	Volume Injected (m <sup>3</sup> )	Average Daily Injection Pressure (kPag at wellhead)	Days on Injection
Jan	59.4	up to 2900kPa	31
Feb	57.3	up to 2900kPa	28
Mar	58.1	up to 2900kPa	31
April	64.0	up to 2900kPa	30
May	43.7	up to 2900kPa	31
June	60.8	up to 2900kPa	30
July	84.5	up to 2900kPa	31
Aug	48.8	up to 2900kPa	31
Sep	39.5	up to 2900kPa	30
Oct	51.6	up to 2900kPa	31
Nov	55.0	up to 2900kPa	30
Dec	57.0	up to 2900kPa	31
<b>Total</b>	<b>679.8</b>		<b>365.00</b>

The undersigned certifies that the information provided herein is complete and accurate and he/she has authority to bind the operator.

Jane Lowrie  
 \_\_\_\_\_  
 Name (print)  
 Lagasco Inc.  
 \_\_\_\_\_  
 Company  
 31/01/2024  
 \_\_\_\_\_  
 Date (day/month/year)

  
 \_\_\_\_\_  
 Signature  
 \_\_\_\_\_  
 President  
 \_\_\_\_\_  
 Title



# Annual Report of Monthly Injection

For the Year 2023

Form 6

To the Minister of Natural Resources and Forestry

v.2009-05-31

Operator: Lagasco Inc.	Tel. # 519-433-7710	Fax # 519-433-7588
Address: 2807 Woodhull Rd, London, ON, N6K 4S4		

**This form only applies to fluid injection for secondary recovery.**

All injection wells must be reported and all injection must be reported. If space is insufficient attach additional forms

Well Name:	Bradford Oil & Gas No 17, A McCallum No. 10, (8-10)		Source Pool:	Rodney pool, Glacial till	
Township:	Aldborough		Source Formation:	Columbus, Glacial till	
Lot	6	Concession	V	Injection Fluid Type:	Produced and fresh water
Well Licence No.:	T009165			Injection Formation:	Columbus
Well Status - Mode*:	Active		Injection Pool:	Rodney Unit	
Injection Permit No.	19-1				


\* As of Dec. 31 - active, suspended, abandoned, potential

Description of fluid treatment prior to injection:	Filtered

Month	Volume Injected (m <sup>3</sup> )	Average Daily Injection Pressure (kPag at wellhead)	Days on Injection
Jan	25.0	up to 2900kPa	31
Feb	24.1	up to 2900kPa	28
Mar	24.5	up to 2900kPa	31
April	27.0	up to 2900kPa	30
May	18.4	up to 2900kPa	31
June	25.6	up to 2900kPa	30
July	25.2	up to 2900kPa	31
Aug	0.0	up to 2900kPa	0
Sep	0.0	up to 2900kPa	0
Oct	7.0	up to 2900kPa	31
Nov	29.0	up to 2900kPa	30
Dec	30.0	up to 2900kPa	31
Total	235.8		304.00

The undersigned certifies that the information provided herein is complete and accurate and he/she has authority to bind the operator.

Jane Lowrie  
 \_\_\_\_\_  
 Name (print)  
 Lagasco Inc.  
 \_\_\_\_\_  
 Company  
 31/01/2024  
 \_\_\_\_\_  
 Date (day/month/year)

  
 \_\_\_\_\_  
 Signature  
 \_\_\_\_\_  
 President  
 \_\_\_\_\_  
 Title



# Annual Report of Monthly Injection

For the Year 2023

Form 6

To the Minister of Natural Resources and Forestry

v.2009-05-31

Operator: Lagasco Inc.	Tel. # 519-433-7710	Fax # 519-433-7588
Address: 2807 Woodhull Rd, London, ON, N6K 4S4		

**This form only applies to fluid injection for secondary recovery.**

All injection wells must be reported and all injection must be reported. If space is insufficient attach additional forms.

Well Name: New Bristol No.7, A McCallum No.12, (8-12)	Source Pool: Rodney pool, Glacial till
Township: Aldborough	Source Formation: Columbus, Glacial till
Lot 6 Concession V	Injection Fluid Type: Produced and fresh water
Well Licence No.: T009164	Injection Formation: Columbus
Well Status - Mode*: Active	Injection Pool: Rodney Unit
Injection Permit No. 19-1	


\* As of Dec. 31 - active, suspended, abandoned, potential

Description of fluid treatment prior to injection: Filtered

Month	Volume Injected (m <sup>3</sup> )	Average Daily Injection Pressure (kPag at wellhead)	Days on Injection
Jan	75.1	up to 2900kPa	31
Feb	72.4	up to 2900kPa	28
Mar	73.4	up to 2900kPa	31
April	80.9	up to 2900kPa	30
May	55.2	up to 2900kPa	31
June	76.8	up to 2900kPa	30
July	75.7	up to 2900kPa	31
Aug	0.0	up to 2900kPa	0
Sep	0.0	up to 2900kPa	0
Oct	0.0	up to 2900kPa	0
Nov	0.0	up to 2900kPa	0
Dec	0.0	up to 2900kPa	0
<b>Total</b>	<b>509.5</b>		<b>212.00</b>

The undersigned certifies that the information provided herein is complete and accurate and he/she has authority to bind the operator.

Jane Lowrie  
 \_\_\_\_\_  
 Name (print)  
 Lagasco Inc.  
 \_\_\_\_\_  
 Company  
 31/01/2024  
 \_\_\_\_\_  
 Date (day/month/year)

  
 \_\_\_\_\_  
 Signature  
 \_\_\_\_\_  
 President  
 \_\_\_\_\_  
 Title



# Annual Report of Monthly Injection

For the Year 2023

Form 6

To the Minister of Natural Resources and Forestry

v.2009-05-31

Operator: Lagasco Inc.	Tel. # 519-433-7710	Fax # 519-433-7588
Address: 2807 Woodhull Rd, London, ON, N6K 4S4		

**This form only applies to fluid injection for secondary recovery.**

All injection wells must be reported and all injection must be reported. If space is insufficient attach additional forms.

Well Name: New Bristol No 5, A McCallum No 13, (8-13)	Source Pool: Rodney pool, Glacial till
Township: Aldborough	Source Formation: Columbus, Glacial till
Lot 6 Concession V	Injection Fluid Type: Produced and fresh water
Well Licence No.: T009163	Injection Formation: Columbus
Well Status - Mode*: Sus	Injection Pool: Rodney Unit
Injection Permit No. 19-1	


\* As of Dec. 31 - active, suspended, abandoned, potential

Description of fluid treatment prior to injection: Filtered

Month	Volume Injected (m <sup>3</sup> )	Average Daily Injection Pressure (kPag at wellhead)	Days on Injection
Jan	0.0		
Feb	0.0		
Mar	0.0		
April	0.0		
May	0.0		
June	0.0		
July	0.0		
Aug	0.0		
Sep	0.0		
Oct	0.0		
Nov	0.0		
Dec	0.0		
<b>Total</b>	<b>0.0</b>		<b>0.00</b>

The undersigned certifies that the information provided herein is complete and accurate and he/she has authority to bind the operator

Jane Lowrie  
 Name (print)  
 Lagasco Inc.  
 Company  
 31/01/2024  
 Date (day/month/year)

  
 Signature  
 President  
 Title



# Annual Report of Monthly Injection

For the Year 2023

Form 6

To the Minister of Natural Resources and Forestry

v 2009-05-31

Operator: Lagasco Inc.	Tel. # 519-433-7710	Fax # 519-433-7588
Address: 2807 Woodhull Rd, London, ON, N6K 4S4		

**This form only applies to fluid injection for secondary recovery.**

All injection wells must be reported and all injection must be reported. If space is insufficient attach additional forms.

Well Name: Dom. Nat. Gas No 13, J. Rubi No 2, Aldborough 1-2 - 6 - VI	Source Pool: Rodney pool, Glacial till
Township: Aldborough	Source Formation: Columbus, Glacial till
Lot 6 Concession VI	Injection Fluid Type: Produced and fresh water
Well Licence No.: T009161	Injection Formation: Columbus
Well Status - Mode*: Active	Injection Pool: Rodney Unit
Injection Permit No. 19-1	


\* As of Dec. 31 - active, suspended, abandoned, potential

Description of fluid treatment prior to injection: Filtered

Month	Volume Injected (m <sup>3</sup> )	Average Daily Injection Pressure (kPag at wellhead)	Days on Injection
Jan	72.0	up to 2900kPa	31
Feb	69.4	up to 2900kPa	28
Mar	70.4	up to 2900kPa	31
April	77.5	up to 2900kPa	30
May	52.9	up to 2900kPa	31
June	73.6	up to 2900kPa	30
July	102.3	up to 2900kPa	31
Aug	59.1	up to 2900kPa	31
Sep	47.8	up to 2900kPa	30
Oct	62.5	up to 2900kPa	31
Nov	66.6	up to 2900kPa	30
Dec	68.9	up to 2900kPa	31
Total	822.9		365.00

The undersigned certifies that the information provided herein is complete and accurate and he/she has authority to bind the operator.

Jane Lowrie  
 Name (print)  
 Lagasco Inc.  
 Company  
 31/01/2024  
 Date (day/month/year)

  
 Signature  
 President  
 Title



# Annual Report of Monthly Injection

For the Year 2023

Form 6

To the Minister of Natural Resources and Forestry

v 2009-05-31

Operator: Lagasco Inc.	Tel. # 519-433-7710	Fax # 519-433-7588
Address: 2807 Woodhull Rd, London, ON, N6K 4S4		

**This form only applies to fluid injection for secondary recovery.**

All injection wells must be reported and all injection must be reported. If space is insufficient attach additional forms.

Well Name: Domion Gas No 17, J Rubi No 4, (9-4)	Source Pool: Rodney pool, Glacial till
Township: Aldborough	Source Formation: Columbus, Glacial till
Lot 6 Concession VI	Injection Fluid Type: Produced and fresh water
Well Licence No.: T009160	Injection Formation: Columbus
Well Status - Mode*: Active	Injection Pool: Rodney Unit
Injection Permit No. 19-1	


\* As of Dec. 31 - active, suspended, abandoned, potential

Description of fluid treatment prior to injection: Filtered

Month	Volume Injected (m <sup>3</sup> )	Average Daily Injection Pressure (kPag at wellhead)	Days on Injection
Jan	53.2	up to 2900kPa	31
Feb	51.3	up to 2900kPa	28
Mar	52.0	up to 2900kPa	31
April	57.3	up to 2900kPa	30
May	39.1	up to 2900kPa	31
June	54.4	up to 2900kPa	30
July	75.6	up to 2900kPa	31
Aug	43.7	up to 2900kPa	31
Sep	35.3	up to 2900kPa	30
Oct	46.2	up to 2900kPa	31
Nov	49.2	up to 2900kPa	30
Dec	51.0	up to 2900kPa	31
Total	608.2		365.00

The undersigned certifies that the information provided herein is complete and accurate and he/she has authority to bind the operator.

Jane Lowrie  
 \_\_\_\_\_  
 Name (print)  
 Lagasco Inc.  
 \_\_\_\_\_  
 Company  
 31/01/2024  
 \_\_\_\_\_  
 Date (day/month/year)

  
 \_\_\_\_\_  
 Signature  
 \_\_\_\_\_  
 President  
 \_\_\_\_\_  
 Title



# Annual Report of Monthly Injection

For the Year **2023**

Form 6

To the Minister of Natural Resources and Forestry

v 2009-05-31

Operator: Lagasco Inc.	Tel. # 519-433-7710	Fax # 519-433-7588
Address: 2807 Woodhull Rd, London, ON, N6K 4S4		

**This form only applies to fluid injection for secondary recovery.**

All injection wells must be reported and all injection must be reported. If space is insufficient attach additional forms

Well Name: Aldborough No 23, McMillan No 6, (M-6)	Source Pool: Rodney pool, Glacial till
Township: Aldborough	Source Formation: Columbus, Glacial till
Lot 4 Concession V	Injection Fluid Type: Produced and fresh water
Well Licence No.: T009270	Injection Formation: Columbus
Well Status - Mode*: Active	Injection Pool: Rodney Unit
Injection Permit No. 19-1	


\* As of Dec. 31 - active, suspended, abandoned, potential

Description of fluid treatment prior to injection: Filtered

Month	Volume Injected (m <sup>3</sup> )	Average Daily Injection Pressure (kPag at wellhead)	Days on Injection
Jan	166.6	up to 2900kPa	31
Feb	69.9	up to 2900kPa	28
Mar	125.2	up to 2900kPa	31
April	102.6	up to 2900kPa	30
May	85.1	up to 2900kPa	31
June	47.7	up to 2900kPa	30
July	0.0	up to 2900kPa	0
Aug	0.0	up to 2900kPa	0
Sep	0.0	up to 2900kPa	0
Oct	0.0	up to 2900kPa	0
Nov	0.0	up to 2900kPa	0
Dec	0.0	up to 2900kPa	0
Total	597.1		181.00

The undersigned certifies that the information provided herein is complete and accurate and he/she has authority to bind the operator.

Jane Lowrie  
 \_\_\_\_\_  
 Name (print)  
 Lagasco Inc.  
 \_\_\_\_\_  
 Company  
 31/01/2024  
 \_\_\_\_\_  
 Date (day/month/year)

  
 \_\_\_\_\_  
 Signature  
 \_\_\_\_\_  
 President  
 \_\_\_\_\_  
 Title



# Annual Report of Monthly Injection

For the Year 2023

Form 6

To the Minister of Natural Resources and Forestry

v.2009-05-31

Operator: Lagasco Inc.	Tel. # 519-433-7710	Fax # 519-433-7588
Address: 2807 Woodhull Rd, London, ON, N6K 4S4		

**This form only applies to fluid injection for secondary recovery.**

All injection wells must be reported and all injection must be reported. If space is insufficient attach additional forms

Well Name: Elgin Pet. No 10, McMillan #14, (M-14)	Source Pool: Rodney pool, Glacial till
Township: Aldborough	Source Formation: Columbus, Glacial till
Lot 4 Concession V	Injection Fluid Type: Produced and fresh water
Well Licence No.: T000953	Injection Formation: Columbus
Well Status - Mode*: Sus	Injection Pool: Rodney Unit
Injection Permit No. 19-1	


\* As of Dec. 31 - active, suspended, abandoned, potential

Description of fluid treatment prior to injection: Filtered

Month	Volume Injected (m <sup>3</sup> )	Average Daily Injection Pressure (kPag at wellhead)	Days on Injection
Jan	0.0		0
Feb	0.0		0
Mar	0.0		0
April	0.0		0
May	0.0		0
June	38.9		30
July	89.3		31
Aug	63.2		31
Sep	78.6		30
Oct	88.4		31
Nov	93.0		30
Dec	95.7		31
Total	547.1		214.00

The undersigned certifies that the information provided herein is complete and accurate and he/she has authority to bind the operator.

Jane Lowrie  
 \_\_\_\_\_  
 Name (print)  
 Lagasco Inc  
 \_\_\_\_\_  
 Company  
 31/01/2024  
 \_\_\_\_\_  
 Date (day/month/year)

  
 \_\_\_\_\_  
 Signature  
 \_\_\_\_\_  
 President  
 \_\_\_\_\_  
 Title



# Annual Report of Monthly Injection

For the Year **2023**

Form 6

To the Minister of Natural Resources and Forestry

v 2009-05-31

Operator: Lagasco Inc.	Tel. # 519-433-7710	Fax # 519-433-7588
Address: 2807 Woodhull Rd, London, ON, N6K 4S4		

**This form only applies to fluid injection for secondary recovery.**

All injection wells must be reported and all injection must be reported. If space is insufficient attach additional forms.

Well Name: Elgin Pet. No 32, K. McMillan No. 21, (M-21)	Source Pool: Rodney pool, Glacial till
Township: Aldborough	Source Formation: Columbus, Glacial till
Lot 4 Concession V	Injection Fluid Type: Produced and fresh water
Well Licence No.: T001072	Injection Formation: Columbus
Well Status - Mode*: Active	Injection Pool: Rodney Unit
Injection Permit No. 19-1	


\* As of Dec. 31 - active, suspended, abandoned, potential

Description of fluid treatment prior to injection: Filtered

Month	Volume Injected (m <sup>3</sup> )	Average Daily Injection Pressure (kPag at wellhead)	Days on Injection
Jan	208.3	up to 2900kPa	31
Feb	87.3	up to 2900kPa	28
Mar	156.5	up to 2900kPa	31
April	128.2	up to 2900kPa	30
May	106.4	up to 2900kPa	31
June	59.6	up to 2900kPa	30
July	149.0	up to 2900kPa	31
Aug	363.6	up to 2900kPa	23
Sep	75.3	up to 2900kPa	23
Oct	0.0	up to 2900kPa	0
Nov	0.0	up to 2900kPa	0
Dec	0.0	up to 2900kPa	0
<b>Total</b>	<b>1334.3</b>		<b>258.00</b>

The undersigned certifies that the information provided herein is complete and accurate and he/she has authority to bind the operator.

Jane Lowrie  
 Name (print)  
 Lagasco Inc.  
 Company  
 31/01/2024  
 Date (day/month/year)

  
 Signature  
 President  
 Title



# Annual Report of Monthly Injection

For the Year 2023

Form 6

To the Minister of Natural Resources and Forestry

v 2009-05-31

Operator: Lagasco Inc.	Tel. # 519-433-7710	Fax # 519-433-7588
Address: 2807 Woodhull Rd, London, ON, N6K 4S4		

**This form only applies to fluid injection for secondary recovery.**

All injection wells must be reported and all injection must be reported. If space is insufficient attach additional forms.

Well Name: Elgin Pet. No. 35, McMillan #25, (M-25)	Source Pool: Rodney pool, Glacial till
Township: Aldborough	Source Formation: Columbus, Glacial till
Lot 4 Concession V	Injection Fluid Type: Produced and fresh water
Well Licence No.: T001140	Injection Formation: Columbus
Well Status - Mode*: Active	Injection Pool: Rodney Unit
Injection Permit No. 19-1	


\* As of Dec. 31 - active, suspended, abandoned, potential

Description of fluid treatment prior to injection: Filtered

Month	Volume Injected (m <sup>3</sup> )	Average Daily Injection Pressure (kPag at wellhead)	Days on Injection
Jan	203.1	up to 2900kPa	31
Feb	85.2	up to 2900kPa	28
Mar	152.6	up to 2900kPa	31
April	125.0	up to 2900kPa	30
May	103.8	up to 2900kPa	31
June	110.6	up to 2900kPa	30
July	120.5	up to 2900kPa	31
Aug	85.4	up to 2900kPa	31
Sep	106.1	up to 2900kPa	30
Oct	119.3	up to 2900kPa	31
Nov	125.6	up to 2900kPa	30
Dec	129.2	up to 2900kPa	31
Total	1466.3		365.00

The undersigned certifies that the information provided herein is complete and accurate and he/she has authority to bind the operator

Jane Lowrie  
 \_\_\_\_\_  
 Name (print)  
 Lagasco Inc.  
 \_\_\_\_\_  
 Company  
 31/01/2024  
 \_\_\_\_\_  
 Date (day/month/year)

  
 \_\_\_\_\_  
 Signature  
 \_\_\_\_\_  
 President  
 \_\_\_\_\_  
 Title



# Annual Report of Monthly Injection

For the Year 2023

Form 6

To the Minister of Natural Resources and Forestry

v.2009-05-31

Operator: Lagasco Inc.	Tel. # 519-433-7710	Fax # 519-433-7588
Address: 2807 Woodhull Rd, London, ON, N6K 4S4		

**This form only applies to fluid injection for secondary recovery.**

All injection wells must be reported and all injection must be reported. If space is insufficient attach additional forms.

Well Name: Elgin No. 36, McMillan #26, Aldborough 2-6 - 4 - V	Source Pool: Rodney pool, Glacial till
Township: Aldborough	Source Formation: Columbus, Glacial till
Lot 4 Concession V	Injection Fluid Type: Produced and fresh water
Well Licence No.: T001144	Injection Formation: Columbus
Well Status - Mode*: Active	Injection Pool: Rodney Unit
Injection Permit No. 19-1	


\* As of Dec. 31 - active, suspended, abandoned, potential

Description of fluid treatment prior to injection: Filtered

Month	Volume Injected (m <sup>3</sup> )	Average Daily Injection Pressure (kPag at wellhead)	Days on Injection
Jan	546.7	up to 2900kPa	31
Feb	229.3	up to 2900kPa	28
Mar	410.9	up to 2900kPa	31
April	336.5	up to 2900kPa	30
May	279.4	up to 2900kPa	31
June	245.9	up to 2900kPa	30
July	338.7	up to 2900kPa	31
Aug	303.5	up to 2900kPa	31
Sep	341.1	up to 2900kPa	30
Oct	361.6	up to 2900kPa	31
Nov	372.2	up to 2900kPa	30
Dec	358.7	up to 2900kPa	31
Total	4124.5		365.00

The undersigned certifies that the information provided herein is complete and accurate and he/she has authority to bind the operator

Jane Lowrie  
 \_\_\_\_\_  
 Name (print)  
 Lagasco Inc.  
 \_\_\_\_\_  
 Company  
 31/01/2024  
 \_\_\_\_\_  
 Date (day/month/year)

  
 \_\_\_\_\_  
 Signature  
 \_\_\_\_\_  
 President  
 \_\_\_\_\_  
 Title



# Annual Report of Monthly Injection

For the Year **2023**

Form 6

To the Minister of Natural Resources and Forestry

v 2009-05-31

Operator: Lagasco Inc.	Tel. # 519-433-7710	Fax # 519-433-7588
Address: 2807 Woodhull Rd, London, ON, N6K 4S4		

**This form only applies to fluid injection for secondary recovery.**

All injection wells must be reported and all injection must be reported. If space is insufficient attach additional forms.

Well Name: Elgin Pet 37, K. McMillan #27, (M-27)	Source Pool: Rodney pool, Glacial till
Township: Aldborough	Source Formation: Columbus, Glacial till
Lot 4 Concession V	Injection Fluid Type: Produced and fresh water
Well Licence No.: T001149	Injection Formation: Columbus
Well Status - Mode*: Active	Injection Pool: Rodney Unit
Injection Permit No. 19-1	


\* As of Dec. 31 - active, suspended, abandoned, potential

Description of fluid treatment prior to injection: Filtered

Month	Volume Injected (m <sup>3</sup> )	Average Daily Injection Pressure (kPag at wellhead)	Days on Injection
Jan	41.7	up to 2900kPa	31
Feb	17.5	up to 2900kPa	28
Mar	31.3	up to 2900kPa	31
April	25.6	up to 2900kPa	30
May	21.3	up to 2900kPa	31
June	11.9	up to 2900kPa	30
July	0.0	up to 2900kPa	0
Aug	0.0	up to 2900kPa	0
Sep	0.0	up to 2900kPa	0
Oct	0.0	up to 2900kPa	0
Nov	0.0	up to 2900kPa	0
Dec	0.0	up to 2900kPa	0
Total	149.3		181.00

The undersigned certifies that the information provided herein is complete and accurate and he/she has authority to bind the operator

Jane Lowrie  
 \_\_\_\_\_  
 Name (print)  
 Lagasco Inc.  
 \_\_\_\_\_  
 Company  
 31/01/2024  
 \_\_\_\_\_  
 Date (day/month/year)

  
 \_\_\_\_\_  
 Signature  
 \_\_\_\_\_  
 President  
 \_\_\_\_\_  
 Title



# Annual Report of Monthly Injection

For the Year 2023

Form 6

To the Minister of Natural Resources and Forestry

v 2009-05-31

Operator: Lagasco Inc.	Tel. # 519-433-7710	Fax # 519-433-7588
Address: 2807 Woodhull Rd, London, ON, N6K 4S4		

**This form only applies to fluid injection for secondary recovery.**

All injection wells must be reported and all injection must be reported. If space is insufficient attach additional forms.

Well Name: Elgin Pet. No. 38, McMillan #28, (M-28)	Source Pool: Rodney pool, Glacial till
Township: Aldborough	Source Formation: Columbus, Glacial till
Lot 4	Concession V
Well Licence No.: T001301	Injection Fluid Type: Produced and fresh water
Well Status - Mode*: Active	Injection Formation: Columbus
Injection Permit No. 19-1	Injection Pool: Rodney Unit


\* As of Dec. 31 - active, suspended, abandoned, potential

Description of fluid treatment prior to injection: Filtered

Month	Volume Injected (m <sup>3</sup> )	Average Daily Injection Pressure (kPag at wellhead)	Days on Injection
Jan	114.5	up to 2900kPa	31
Feb	48.0	up to 2900kPa	28
Mar	86.1	up to 2900kPa	31
April	70.5	up to 2900kPa	30
May	58.5	up to 2900kPa	31
June	75.6	up to 2900kPa	30
July	309.9	up to 2900kPa	31
Aug	278.2	up to 2900kPa	31
Sep	189.6	up to 2900kPa	30
Oct	152.7	up to 2900kPa	31
Nov	117.2	up to 2900kPa	30
Dec	110.0	up to 2900kPa	31
Total	1611.0		365.00

The undersigned certifies that the information provided herein is complete and accurate and he/she has authority to bind the operator.

Jane Lowrie  
 \_\_\_\_\_  
 Name (print)  
 Lagasco Inc.  
 \_\_\_\_\_  
 Company  
 31/01/2024  
 \_\_\_\_\_  
 Date (day/month/year)

  
 \_\_\_\_\_  
 Signature  
 \_\_\_\_\_  
 President  
 \_\_\_\_\_  
 Title



# Annual Report of Monthly Injection

For the Year **2023**

Form 6

To the Minister of Natural Resources and Forestry

v 2009-05-31

Operator: Lagasco Inc.	Tel. # 519-433-7710	Fax # 519-433-7588
Address: 2807 Woodhull Rd, London, ON, N6K 4S4		

**This form only applies to fluid injection for secondary recovery.**

All injection wells must be reported and all injection must be reported. If space is insufficient attach additional forms.

Well Name: Elgin Pet. No. 39, McMillan #29, (M-29)	Source Pool: Rodney pool, Glacial till
Township: Aldborough	Source Formation: Columbus, Glacial till
Lot 4 Concession V	Injection Fluid Type: Produced and fresh water
Well Licence No.: T001302	Injection Formation: Columbus
Well Status - Mode*: Active	Injection Pool: Rodney Unit
Injection Permit No. 19-1	


\* As of Dec. 31 - active, suspended, abandoned, potential

Description of fluid treatment prior to injection: Filtered

Month	Volume Injected (m <sup>3</sup> )	Average Daily Injection Pressure (kPag at wellhead)	Days on Injection
Jan	400.9	up to 2900kPa	31
Feb	168.1	up to 2900kPa	28
Mar	301.3	up to 2900kPa	31
April	246.8	up to 2900kPa	30
May	204.9	up to 2900kPa	31
June	268.5	up to 2900kPa	30
July	432.2	up to 2900kPa	31
Aug	325.7	up to 2900kPa	31
Sep	375.2	up to 2900kPa	30
Oct	431.4	up to 2900kPa	31
Nov	450.5	up to 2900kPa	30
Dec	474.6	up to 2900kPa	31
<b>Total</b>	<b>4079.9</b>		<b>365.00</b>

The undersigned certifies that the information provided herein is complete and accurate and he/she has authority to bind the operator

Jane Lowrie  
 Name (print)  
 Lagasco Inc.  
 Company  
 31/01/2024  
 Date (day/month/year)

  
 Signature  
 President  
 Title



# Annual Report of Monthly Injection

For the Year 2023

Form 6

To the Minister of Natural Resources and Forestry

v.2009-05-31

Operator: Lagasco Inc.	Tel. # 519-433-7710	Fax # 519-433-7588
Address: 2807 Woodhull Rd, London, ON, N6K 4S4		

***This form only applies to fluid injection for secondary recovery.***

All injection wells must be reported and all injection must be reported. If space is insufficient attach additional forms.

Well Name:	Aldborough No. 10, J. Braddon No. 3, (B-3)	Source Pool:	Rodney pool, Glacial till
Township:	Aldborough	Source Formation:	Columbus, Glacial till
Lot	5	Concession	V
Well Licence No.:	T009274	Injection Fluid Type:	Produced and fresh water
Well Status - Mode*:	Active	Injection Formation:	Columbus
Injection Permit No.	19-1	Injection Pool:	Rodney Unit


\* As of Dec. 31 - active, suspended, abandoned, potential

Description of fluid treatment prior to injection: Filtered

Month	Volume Injected (m <sup>3</sup> )	Average Daily Injection Pressure (kPag at wellhead)	Days on Injection
Jan	171.8	up to 2900kPa	31
Feb	72.1	up to 2900kPa	28
Mar	129.1	up to 2900kPa	31
April	105.8	up to 2900kPa	30
May	87.8	up to 2900kPa	31
June	129.0	up to 2900kPa	30
July	207.1	up to 2900kPa	31
Aug	139.1	up to 2900kPa	31
Sep	239.2	up to 2900kPa	30
Oct	297.4	up to 2900kPa	31
Nov	431.1	up to 2900kPa	30
Dec	478.4	up to 2900kPa	31
Total	2487.9		365.00

The undersigned certifies that the information provided herein is complete and accurate and he/she has authority to bind the operator.

Jane Lowrie  
 \_\_\_\_\_  
 Name (print)  
 Lagasco Inc  
 \_\_\_\_\_  
 Company  
 31/01/2024  
 \_\_\_\_\_  
 Date (day/month/year)

  
 \_\_\_\_\_  
 Signature  
 President  
 \_\_\_\_\_  
 Title



# Annual Report of Monthly Injection

For the Year 2023

Form 6

To the Minister of Natural Resources and Forestry

v.2009-05-31

Operator: Lagasco Inc.	Tel. # 519-433-7710	Fax # 519-433-7588
Address: 2807 Woodhull Rd, London, ON, N6K 4S4		

**This form only applies to fluid injection for secondary recovery.**

All injection wells must be reported and all injection must be reported. If space is insufficient attach additional forms.

Well Name: Aldborough No. 12, J. Braddon No. 5, (B-5)	Source Pool: Rodney pool, Glacial till
Township: Aldborough	Source Formation: Columbus, Glacial till
Lot 5 Concession V	Injection Fluid Type: Produced and fresh water
Well Licence No.: T009276	Injection Formation: Columbus
Well Status - Mode*: Active	Injection Pool: Rodney Unit
Injection Permit No. 19-1	


\* As of Dec. 31 - active, suspended, abandoned, potential

Description of fluid treatment prior to injection: Filtered

Month	Volume Injected (m <sup>3</sup> )	Average Daily Injection Pressure (kPag at wellhead)	Days on Injection
Jan	406.1	up to 2900kPa	31
Feb	170.3	up to 2900kPa	28
Mar	305.2	up to 2900kPa	31
April	250.0	up to 2900kPa	30
May	207.5	up to 2900kPa	31
June	248.6	up to 2900kPa	30
July	250.9	up to 2900kPa	31
Aug	189.7	up to 2900kPa	31
Sep	294.6	up to 2900kPa	30
Oct	394.3	up to 2900kPa	31
Nov	465.2	up to 2900kPa	30
Dec	442.3	up to 2900kPa	31
Total	3624.8		365.00

The undersigned certifies that the information provided herein is complete and accurate and he/she has authority to bind the operator.

Jane Lowrie  
 Name (print)  
 Lagasco Inc.  
 Company  
 31/01/2024  
 Date (day/month/year)

  
 Signature  
 President  
 Title



# Annual Report of Monthly Injection

For the Year 2023

Form 6

To the Minister of Natural Resources and Forestry

v 2009-05-31

Operator: Lagasco Inc.	Tel. # 519-433-7710	Fax # 519-433-7588
Address: 2807 Woodhull Rd, London, ON, N6K 4S4		

**This form only applies to fluid injection for secondary recovery.**

All injection wells must be reported and all injection must be reported. If space is insufficient attach additional forms.

Well Name: Elgin Pet No 24, J. Braddon #27, (B-27)	Source Pool: Rodney pool, Glacial till
Township: Aldborough	Source Formation: Columbus, Glacial till
Lot 4 Concession V	Injection Fluid Type: Produced and fresh water
Well Licence No.: T000978	Injection Formation: Columbus
Well Status - Mode*: Active	Injection Pool: Rodney Unit
Injection Permit No. 19-1	


\* As of Dec. 31 - active, suspended, abandoned, potential

Description of fluid treatment prior to injection: Filtered

Month	Volume Injected (m <sup>3</sup> )	Average Daily Injection Pressure (kPag at wellhead)	Days on Injection
Jan	421.7	up to 2900kPa	31
Feb	176.9	up to 2900kPa	28
Mar	317.0	up to 2900kPa	31
April	259.6	up to 2900kPa	30
May	215.5	up to 2900kPa	31
June	247.2	up to 2900kPa	30
July	249.9	up to 2900kPa	31
Aug	161.2	up to 2900kPa	31
Sep	277.6	up to 2900kPa	30
Oct	355.9	up to 2900kPa	31
Nov	418.7	up to 2900kPa	30
Dec	450.7	up to 2900kPa	31
Total	3551.9		365.00

The undersigned certifies that the information provided herein is complete and accurate and he/she has authority to bind the operator.

Jane Lowrie  
 \_\_\_\_\_  
 Name (print)  
 Lagasco Inc.  
 \_\_\_\_\_  
 Company  
 31/01/2024  
 \_\_\_\_\_  
 Date (day/month/year)

  
 \_\_\_\_\_  
 Signature  
 \_\_\_\_\_  
 President  
 \_\_\_\_\_  
 Title



# Annual Report of Monthly Injection

For the Year **2023**

Form 6

To the Minister of Natural Resources and Forestry

v 2009-05-31

Operator: Lagasco Inc.	Tel. # 519-433-7710	Fax # 519-433-7588
Address: 2807 Woodhull Rd, London, ON, N6K 4S4		

**This form only applies to fluid injection for secondary recovery.**

All injection wells must be reported and all injection must be reported. If space is insufficient attach additional forms.

Well Name: Elgin Pet No 29, J Braddon No 29, (B-29)	Source Pool: Rodney pool, Glacial till
Township: Aldborough	Source Formation: Columbus, Glacial till
Lot 4 Concession V	Injection Fluid Type: Produced and fresh water
Well Licence No.: T001075	Injection Formation: Columbus
Well Status - Mode*: Active	Injection Pool: Rodney Unit
Injection Permit No. 19-1	


\* As of Dec. 31 - active, suspended, abandoned, potential

Description of fluid treatment prior to injection: Filtered

Month	Volume Injected (m <sup>3</sup> )	Average Daily Injection Pressure (kPag at wellhead)	Days on Injection
Jan	265.5	up to 2900kPa	31
Feb	111.4	up to 2900kPa	28
Mar	199.6	up to 2900kPa	31
April	163.5	up to 2900kPa	30
May	135.7	up to 2900kPa	31
June	192.8	up to 2900kPa	30
July	369.5	up to 2900kPa	31
Aug	354.1	up to 2900kPa	31
Sep	445.5	up to 2900kPa	30
Oct	464.3	up to 2900kPa	31
Nov	471.1	up to 2900kPa	30
Dec	480.0	up to 2900kPa	31
Total	3652.9		365.00

The undersigned certifies that the information provided herein is complete and accurate and he/she has authority to bind the operator.

Jane Lowrie  
 Name (print)  
 Lagasco Inc.  
 Company  
 31/01/2024  
 Date (day/month/year)

  
 Signature  
 President  
 Title



# Annual Report of Monthly Injection

For the Year 2023

Form 6

To the Minister of Natural Resources and Forestry

v. 2009-05-31

Operator: Lagasco Inc.	Tel. # 519-433-7710	Fax # 519-433-7588
Address: 2807 Woodhull Rd, London, ON, N6K 4S4		

**This form only applies to fluid injection for secondary recovery.**

All injection wells must be reported and all injection must be reported. If space is insufficient attach additional forms

Well Name: Elgin Pet. No. 44, A. Colthart No. 7, (C-7)	Source Pool: Rodney pool, Glacial till
Township: Aldborough	Source Formation: Columbus, Glacial till
Lot 4 Concession VI	Injection Fluid Type: Produced and fresh water
Well Licence No.: T001508	Injection Formation: Columbus
Well Status - Mode*: Active	Injection Pool: Rodney Unit
Injection Permit No. 19-1	


\* As of Dec. 31 - active, suspended, abandoned, potential

Description of fluid treatment prior to injection: Filtered

Month	Volume Injected (m <sup>3</sup> )	Average Daily Injection Pressure (kPag at wellhead)	Days on Injection
Jan	52.1	up to 2900kPa	31
Feb	21.8	up to 2900kPa	28
Mar	39.1	up to 2900kPa	31
April	32.0	up to 2900kPa	30
May	26.6	up to 2900kPa	31
June	48.0	up to 2900kPa	30
July	113.3	up to 2900kPa	31
Aug	110.7	up to 2900kPa	31
Sep	169.2	up to 2900kPa	30
Oct	192.3	up to 2900kPa	31
Nov	206.7	up to 2900kPa	30
Dec	224.9	up to 2900kPa	31
Total	1236.7		365.00

The undersigned certifies that the information provided herein is complete and accurate and he/she has authority to bind the operator

Jane Lowrie  
 \_\_\_\_\_  
 Name (print)  
 Lagasco Inc  
 \_\_\_\_\_  
 Company  
 31/01/2024  
 \_\_\_\_\_  
 Date (day/month/year)

  
 \_\_\_\_\_  
 Signature  
 \_\_\_\_\_  
 President  
 \_\_\_\_\_  
 Title



# Annual Report of Monthly Injection

For the Year 2023

Form 6

To the Minister of Natural Resources and Forestry

v 2009-05-31

Operator: Lagasco Inc.	Tel. # 519-433-7710	Fax # 519-433-7588
Address: 2807 Woodhull Rd, London, ON, N6K 4S4		

**This form only applies to fluid injection for secondary recovery.**

All injection wells must be reported and all injection must be reported. If space is insufficient attach additional forms.

Well Name: Elgin Petroleum 47 Colthart No 10, (C-10)	Source Pool: Rodney pool, Glacial till
Township: Aldborough	Source Formation: Columbus, Glacial till
Lot 4 Concession VI	Injection Fluid Type: Produced and fresh water
Well Licence No.: T001752	Injection Formation: Columbus
Well Status - Mode*: Active	Injection Pool: Rodney Unit
Injection Permit No. 19-1	


\* As of Dec. 31 - active, suspended, abandoned, potential

Description of fluid treatment prior to injection: Filtered

Month	Volume Injected (m <sup>3</sup> )	Average Daily Injection Pressure (kPag at wellhead)	Days on Injection
Jan	93.7	up to 2900kPa	31
Feb	39.3	up to 2900kPa	28
Mar	70.4	up to 2900kPa	31
April	57.7	up to 2900kPa	30
May	47.9	up to 2900kPa	31
June	100.8	up to 2900kPa	30
July	179.3	up to 2900kPa	31
Aug	136.0	up to 2900kPa	31
Sep	234.3	up to 2900kPa	30
Oct	310.8	up to 2900kPa	31
Nov	451.1	up to 2900kPa	30
Dec	390.9	up to 2900kPa	31
Total	2112.1		365.00

The undersigned certifies that the information provided herein is complete and accurate and he/she has authority to bind the operator.

Jane Lowrie  
 \_\_\_\_\_  
 Name (print)  
 Lagasco Inc.  
 \_\_\_\_\_  
 Company  
 31/01/2024  
 \_\_\_\_\_  
 Date (day/month/year)

  
 \_\_\_\_\_  
 Signature  
 \_\_\_\_\_  
 President  
 \_\_\_\_\_  
 Title



# Annual Report of Monthly Injection

For the Year 2023

Form 6

To the Minister of Natural Resources and Forestry

v 2009-05-31

Operator: Lagasco Inc.	Tel. # 519-433-7710	Fax # 519-433-7588
Address: 2807 Woodhull Rd, London, ON, N6K 4S4		

**This form only applies to fluid injection for secondary recovery.**

All injection wells must be reported and all injection must be reported. If space is insufficient attach additional forms.

Well Name: Dominion No. P8, F. Purcell No 5, (P-5)	Source Pool: Rodney pool, Glacial till
Township: Aldborough	Source Formation: Columbus, Glacial till
Lot 5 Concession VI	Injection Fluid Type: Produced and fresh water
Well Licence No.: T009258	Injection Formation: Columbus
Well Status - Mode*: Active	Injection Pool: Rodney Unit
Injection Permit No. 19-1	


\* As of Dec. 31 - active, suspended, abandoned, potential

Description of fluid treatment prior to injection: Filtered

Month	Volume Injected (m <sup>3</sup> )	Average Daily Injection Pressure (kPag at wellhead)	Days on Injection
Jan	41.7	up to 2900kPa	31
Feb	17.5	up to 2900kPa	28
Mar	31.3	up to 2900kPa	31
April	25.6	up to 2900kPa	30
May	21.3	up to 2900kPa	31
June	27.5	up to 2900kPa	30
July	35.7	up to 2900kPa	31
Aug	25.3	up to 2900kPa	31
Sep	31.4	up to 2900kPa	30
Oct	35.4	up to 2900kPa	31
Nov	37.2	up to 2900kPa	30
Dec	38.3	up to 2900kPa	31
Total	368.1		365.00

The undersigned certifies that the information provided herein is complete and accurate and he/she has authority to bind the operator.

Jane Lowrie  
 \_\_\_\_\_  
 Name (print)  
 Lagasco Inc.  
 \_\_\_\_\_  
 Company  
 31/01/2024  
 \_\_\_\_\_  
 Date (day/month/year)

  
 \_\_\_\_\_  
 Signature  
 \_\_\_\_\_  
 President  
 \_\_\_\_\_  
 Title



# Annual Report of Monthly Injection

For the Year 2023

Form 6

To the Minister of Natural Resources and Forestry

v.2009-05-31

Operator: Lagasco Inc.	Tel. # 519-433-7710	Fax # 519-433-7588
Address: 2807 Woodhull Rd, London, ON, N6K 4S4		

**This form only applies to fluid injection for secondary recovery.**

All injection wells must be reported and all injection must be reported. If space is insufficient attach additional forms

Well Name: Dominion No. P10, Purcell No. 7, (P-7)	Source Pool: Rodney pool, Glacial till
Township: Aldborough	Source Formation: Columbus, Glacial till
Lot 5 Concession VI	Injection Fluid Type: Produced and fresh water
Well Licence No.: T009260	Injection Formation: Columbus
Well Status - Mode*: Active	Injection Pool: Rodney Unit
Injection Permit No. 19-1	


\* As of Dec. 31 - active, suspended, abandoned, potential

Description of fluid treatment prior to injection: Filtered

Month	Volume Injected (m <sup>3</sup> )	Average Daily Injection Pressure (kPag at wellhead)	Days on Injection
Jan	41.7	up to 2900kPa	31
Feb	17.5	up to 2900kPa	28
Mar	31.3	up to 2900kPa	31
April	25.6	up to 2900kPa	30
May	21.3	up to 2900kPa	31
June	27.5	up to 2900kPa	30
July	35.7	up to 2900kPa	31
Aug	25.3	up to 2900kPa	31
Sep	31.4	up to 2900kPa	30
Oct	35.4	up to 2900kPa	31
Nov	37.2	up to 2900kPa	30
Dec	38.3	up to 2900kPa	31
Total	368.1		365.00

The undersigned certifies that the information provided herein is complete and accurate and he/she has authority to bind the operator.

Jane Lowrie  
 \_\_\_\_\_  
 Name (print)  
 Lagasco Inc  
 \_\_\_\_\_  
 Company  
 31/01/2024  
 \_\_\_\_\_  
 Date (day/month/year)

  
 \_\_\_\_\_  
 Signature  
 \_\_\_\_\_  
 President  
 \_\_\_\_\_  
 Title



Oil, Gas and Salt Resources Act  
**Annual Report of Monthly Injection  
 for Secondary Recovery**

For the Year 2023

Form 6 To the Minister of Natural Resources and Forestry v.2021-01-27  
 The undersigned operator submits information under section 13.12 of the Provincial Operating Standards.

Operator: NRStor Goderich CAES LP	Tel #: 416-548-7880
-----------------------------------	---------------------

**This form only applies to fluid injection for secondary recovery.**

All injection wells must be reported and all injection must be reported. If space is insufficient attach additional forms.

Licence: 3895	Well Name: Domtar No. 9 Brine Well, Goderich 6-2 - MC
Injection Permit Number: 2019-01	Source Pool:
Injection Pool	Injection Formation:
Primary Fluid Source:	Primary Source Formation:
Primary Injection Fluid Type:	

Description of fluid treatment prior to injection
Compressed Air Energy Storage

Month	Days on Injection	Volume Injected (m <sup>3</sup> )	Average Daily Injection Pressure (kPag at wellhead)	Injection Rate (m <sup>3</sup> /day)
Jan	0	0	3551	0
Feb	0	0	3549	0
Mar	0	0	3547	0
Apr	0	0	3543	0
May	0	0	3540	0
Jun	0	0	3506	0
Jul	0	0	3563	0
Aug	0	0	3561	0
Sep	0	0	3559	0
Oct	0	0	3557	0
Nov	18	30544	3894	1697
Dec	24	50987	3844	2124
Total	42	81531		

The information on this form shall be held confidential for one year after the date of receipt by the ministry, as per section 21 (5) of Ontario Regulation 245/97.

**Authority:** I certify that the information contained in this form is accurate and complete, and that I have been authorized by the licensee to complete and submit this form.

Notice: It is an offence under Subsection 19(1)(b) of the Oil, Gas and Salt Resources Act to knowingly make a false statement or to provide false information in a document or other form of communication required under this Act and its Regulations.

Rhonda Ovenden, P.Eng.  
 Name (print)  
 Hydrostor Inc.  
 Company  
 6/02/2024  
 Date (dd/mm/yyyy)

*Rhonda Ovenden*  
 Signature  
 Director, Operations  
 Title



Oil, Gas and Salt Resources Act  
**Annual Report of Monthly Injection  
 for Secondary Recovery**

For the Year 2023

Form 6

To the Minister of Natural Resources and Forestry

v.2021-01-27

The undersigned operator submits information under section 13.12 of the Provincial Operating Standards.

Operator: PINTAIL PRODUCTION INC.	Tel #: 519 359-9804
-----------------------------------	---------------------

**This form only applies to fluid injection for secondary recovery.**

All injection wells must be reported and all injection must be reported. If space is insufficient attach additional forms.

Licence: T005393	Well Name: Bluewater True Fitzgerald
Injection Permit Number:	Source Pool: Plympton 5-19-VI Pool
Injection Pool Plympton 5-19-VI Pool	Injection Formation: Guelph
Primary Fluid Source: Guelph	Primary Source Formation: Guelph
Primary Injection Fluid Type: Brine	

Description of fluid treatment prior to injection
N/A

Month	Days on Injection	Volume Injected (m <sup>3</sup> )	Average Daily Injection Pressure (kPag at wellhead)	Injection Rate (m <sup>3</sup> /day)
Jan	0	0	0	0
Feb	0	0	0	0
Mar	0	0	0	0
Apr	0	0	0	0
May	0	0	0	0
Jun	0	0	0	0
Jul	0	0	0	0
Aug	0	0	0	0
Sep	0	0	0	0
Oct	0	0	0	0
Nov	0	0	0	0
Dec	0	0	0	0
Total				

The information on this form shall be held confidential for one year after the date of receipt by the ministry, as per section 21 (5) of Ontario Regulation 245/97.

**Authority:** I certify that the information contained in this form is accurate and complete, and that I have been authorized by the licensee to complete and submit this form.

Notice: It is an offence under Subsection 19(1)(b) of the Oil, Gas and Salt Resources Act to knowingly make a false statement or to provide false information in a document or other form of communication required under this Act and its Regulations.


Terry Marsh  
 Name (print)  
 Pintail Production Inc.  
 Company  
 06/02/2024  
 Date (dd/mm/yyyy)

Signature  
 President  
 Title



Oil, Gas and Salt Resources Act

**Annual Report of  
Monthly Injection**



**For the Year** 2023

Form 6 To the Minister of Natural Resources

v.2009-05-31

Operator: Roth & Roth Limited	Tel. # 519-902-1402	Fax #
Address 1402 Lakeshore Road, Sarnia, ON, N7S 2M1		

***This form only applies to fluid injection for secondary recovery.***

All injection wells must be reported and all injection must be reported. If space is insufficient attach additional forms.

Well Name: Roth & Roth #4: Enniskillen 2-31-XIV	Source Pool: Ballast brine, produced brine
Township: Enniskillen	Source Formation: ballast brine, Wanstead pool
Lot 31 Concession XIV	Injection Fluid Type: ballast brine, produced brine
Well Licence No.: T008571	Injection Formation: Guelph
Well Status - Mode*: WI-Active	Injection Pool: Wanstead Pool
Injection Permit No. 2020-01	

\* As of Dec. 31 - active, suspended, abandoned, potential

Description of fluid treatment prior to injection
Ballast brine and Wanstead produced brine metered prior to entering common tank upstream of water injection.
No Wanstead brine produced from the oilwells this year.

Month	Volume Injected (m <sup>3</sup> )	Average Daily Injection Pressure (kPag at wellhead)	Days on Injection
Jan	0.0		0
Feb	1002.9	on vacuum	28
Mar	1424.4	on vacuum	31
April	0.0		0
May	0.0		0
June	0.0		0
July	0.0		0
Aug	0.0		0
Sep	0.0		0
Oct	0.0		0
Nov	0.0		0
Dec	0.0		0
<b>Total</b>	<b>2427.4</b>		<b>59</b>

The undersigned certifies that the information provided herein is complete and accurate and he/she has authority to bind the operator.

John Cowan

Name (print)

Roth & Roth Limited

Company

02/15/2024

Date (day/month/year)

Signature

President

Title